



Chipsmall Limited consists of a professional team with an average of over 10 year of expertise in the distribution of electronic components. Based in Hongkong, we have already established firm and mutual-benefit business relationships with customers from,Europe,America and south Asia,supplying obsolete and hard-to-find components to meet their specific needs.

With the principle of “Quality Parts,Customers Priority,Honest Operation,and Considerate Service”,our business mainly focus on the distribution of electronic components. Line cards we deal with include Microchip,ALPS,ROHM,Xilinx,Pulse,ON,Everlight and Freescale. Main products comprise IC,Modules,Potentiometer,IC Socket,Relay,Connector.Our parts cover such applications as commercial,industrial, and automotives areas.

We are looking forward to setting up business relationship with you and hope to provide you with the best service and solution. Let us make a better world for our industry!



## Contact us

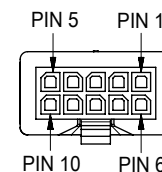
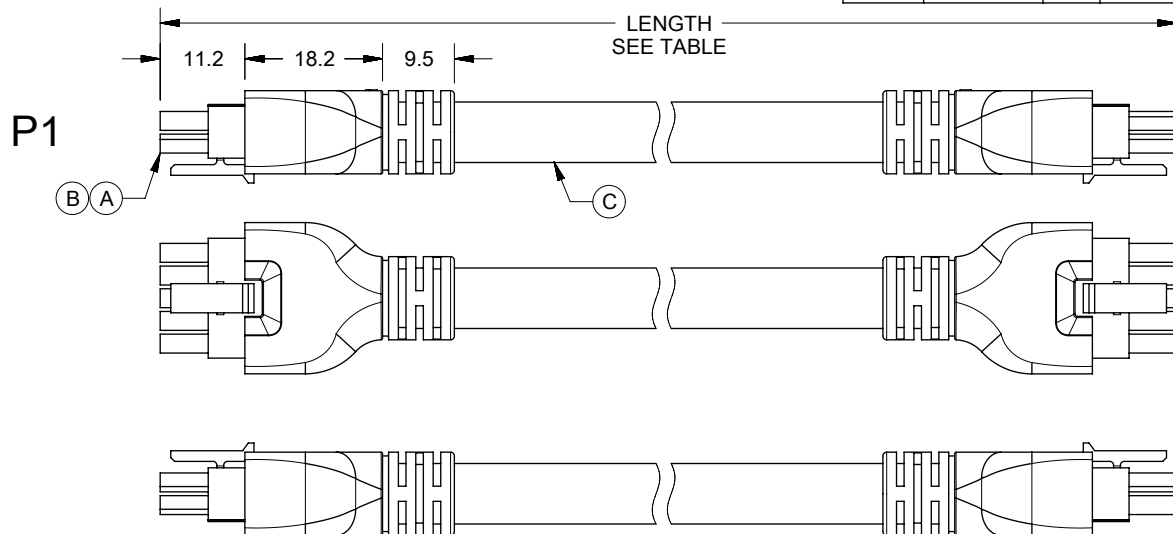
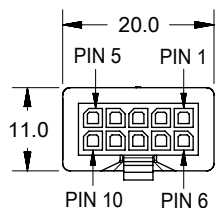
Tel: +86-755-8981 8866 Fax: +86-755-8427 6832

Email & Skype: info@chipsmall.com Web: www.chipsmall.com

Address: A1208, Overseas Decoration Building, #122 Zhenhua RD., Futian, Shenzhen, China



REVISIONS				
EC NO	DATE	REV	DESCRIPTION	CHANGER
NA	2016/08/01	A	INITIAL RELEASE	LH LIU



**NOTES:**

**1. MOLDING MATERIAL:**

- 1.1 INNERMOLD AND STOPPER MOLD: PE RESIN.
- 1.2 OVERMOLD: BLACK PVC RESIN.

**2. ELECTRICAL PERFORMANCE:**

- 2.1 CURRENT RATING: 3 AMPS.

(EACH APPLICATION SHOULD BE EVALUATED BY THE END USER FOR COMPLIANCE TO SPECIFIC SAFETY AGENCY REQUIREMENTS. THE RATING IS PROVIDED AS REFERENCE. APPROPRIATE DE-RATING IS REQUIRED BASED ON AMBIENT CONDITIONS, COPPER TRACE SIZE ON THE PCB, GROSS HEATING FROM ADJACENT MODULES/COMPONENTS AND OTHER FACTORS THAT INFLUENCE CONNECTOR PERFORMANCE.)

- 2.2 VOLTAGE RATING: 300V AC.

- 2.3 THIS PRODUCT MUST PASS 100% CONTINUITY TEST PER MOLEX ES-000.

- 1) DIELECTRIC STRENGTH: 500V DC/0.01 SEC.
- 2) INSULATION RESISTANCE: 20M OHMS.

**3. MECHANICAL PERFORMANCE:**

- 3.1 OVERMOLD SIDE CAN WITHSTAND 5KGF AXIAL TENSILE FORCE FOR ONE MINUTE WITHOUT PHYSICAL DAMAGE.
- 3.2 OVERMOLD SIDE CAN PASS THE BENDING TEST IN 100 CYCLES AT EACH OF 2 PLANES, PER EIA364-41 CONDITION I.
- 3.3 MINIMUM DYNAMIC BEND RADIUS: 80MM
- 3.4 MINIMUM STATIC BEND RADIUS: 40MM

**4. TEMPERATURE:**

- 4.1 OPERATING TEMPERATURE: -20 TO 80 C DEG. (INCLUDING T-RISE FROM APPLIED CURRENT)
- 5. ALL MATERIALS MUST MEET RoHS 2011/65/EU.

WIRING CHART		
P1	WIRE COLOR	P2
PIN 1	BLACK	PIN 1
PIN 2	RED	PIN 2
PIN 3	WHITE	PIN 3
PIN 4	GREEN	PIN 4
PIN 5	ORANGE	PIN 5
PIN 6	BLUE	PIN 6
PIN 7	YELLOW	PIN 7
PIN 8	PINK	PIN 8
PIN 9	LIGHT GREEN	PIN 9
PIN 10	VIOLET	PIN 10

**TABLE**

2451321050	MICROFIT 10 CIRCUIT BLACK 5M OM	5000±50
2451321030	MICROFIT 10 CIRCUIT BLACK 3M OM	3000±30
2451321020	Microfit 10 Circuit Black 2M Overmolded	2000±20
2451321010	Microfit 10 Circuit Black 1M Overmolded	1000±15
2451321005	Microfit 10 Circuit Black 500MM Overmold	500±10
PN	TITLE	LENGTH

C	10CX20AWG;UNSH;PVC;BK;8.00MM;UL2464	SEE TABLE	
B	MicroFit 3.0 DR Rcpt 10Ckt		2
A	MicroFit 3.0 F Crp Term Chn Tin 20-24		20
ITEM	DESCRIPTION	L(MM)	Q'TY

THIS DRAWING CONTAINS INFORMATION THAT IS PROPRIETARY TO MOLEX ELECTRONIC TECHNOLOGIES, LLC AND SHOULD NOT BE USED WITHOUT WRITTEN PERMISSION

QUALITY SYMBOLS	2016/07/31 2016/08/14 2016/08/15 EC NO: 107524 DRWN: XJGU001 CHK'D: LH LIU APPR: FNIE	GENERAL TOLERANCES (UNLESS SPECIFIED) ANGULAR TOL ± 2.0 ° 4 PLACES ± 3 PLACES ± 2 PLACES ± 0.25 1 PLACE ± 0.5 0 PLACES ± DRAFT WHERE APPLICABLE MUST REMAIN WITHIN DIMENSIONS	DIMENSION UNITS	SCALE
▽ = 0 ▽ = 0 ▽ = 0 ▽ = 0 ▽ = 0 ▽ = 0 ▽ = 0 ▽ = 0			MM	1:1
			DRWN BY	DATE
			XJGU001	2016/06/23
			CHK'D BY	DATE
			LH LIU	2016/07/27
			APPR BY	DATE
			DRAWING SIZE	THIRD ANGLE PROJECTION
			A4	

**molex**

SEE TABLE

PRODUCT CUSTOMER DRAWING

SERIES	MATERIAL NUMBER	CUSTOMER		
201440	SEE TABLE	GENERAL MARKET		
DOCUMENT NUMBER		DOC TYPE	DOC PART	SHEET NUMBER
2014400093		PSD	000	1 OF 1