



Chipsmall Limited consists of a professional team with an average of over 10 year of expertise in the distribution of electronic components. Based in Hongkong, we have already established firm and mutual-benefit business relationships with customers from,Europe,America and south Asia,supplying obsolete and hard-to-find components to meet their specific needs.

With the principle of “Quality Parts,Customers Priority,Honest Operation,and Considerate Service”,our business mainly focus on the distribution of electronic components. Line cards we deal with include Microchip,ALPS,ROHM,Xilinx,Pulse,ON,Everlight and Freescale. Main products comprise IC,Modules,Potentiometer,IC Socket,Relay,Connector.Our parts cover such applications as commercial,industrial, and automotives areas.

We are looking forward to setting up business relationship with you and hope to provide you with the best service and solution. Let us make a better world for our industry!



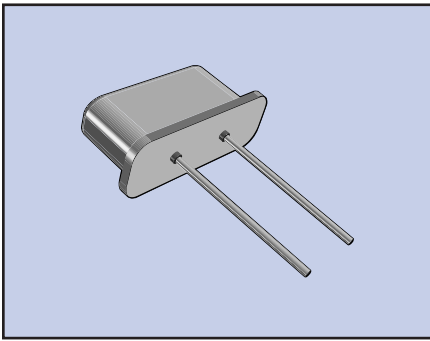
Contact us

Tel: +86-755-8981 8866 Fax: +86-755-8427 6832

Email & Skype: info@chipsmall.com Web: www.chipsmall.com

Address: A1208, Overseas Decoration Building, #122 Zhenhua RD., Futian, Shenzhen, China





This product represents our selection of low profile resistance weld type quartz crystals.

- OPTIONS:**
- extended temperature range
 - tighter tolerances
 - mylar spacer
 - 3rd in line lead base
 - radial tape and reel (1,000 pcs)

FEATURES

- Cost effective
- Excellent aging
- Wide frequency range
- Low profile
- Excellent reliability
- "AT strip" blank technology

PART NUMBERING GUIDE "EXAMPLE"

ECS	FREQUENCY (16.0000 MHz)	LOAD CAPACITANCE*	PACKAGE TYPE**
-	160	20	4

* Load capacitance (xx=xx pF, S= series resonance), ** Package Type examples (4= 3.5mm max. height, 4L= 2.5mm max. height)
 For extended temp range of -40 to +85°C ad -DN suffix for example ECS-160-20-4-DN
 Note: See Product Selection Guide for additional options.

OPERATING CONDITIONS/ELECTRICAL CHARACTERISTICS

PARAMETERS	CONDITIONS	MINIMUM	MAXIMUM	UNITS
FREQUENCY RANGE	f_0	3.57	70.000	MHz
FREQUENCY TOLERANCE	@ +25°C		±30	PPM
FREQUENCY STABILITY, ref @ 25°C	Standard -10 ~ +70°C		±50	PPM
	"DN" Option -40 ~ +85°C		±100	PPM
OPERATING TEMPERATURE	Standard	-10	+70	°C
	DN option	-40	+85	°C
STORAGE TEMPERATURE		-40	+105	°C
SHUNT CAPACITANCE	C_0		7.0	pF
LOAD CAPACITANCE	C_L (Customer Specified)	10.0	Series	pF
DRIVE LEVEL	3.57 ~ 70.000MHz		0.5	mW
AGING (FIRST YEAR)	@ +25°C		±5.0	PPM

EQUIVALENT SERIES RESISTANCE / MODE OF OSCILLATION

FREQUENCY RANGE (MHz)	MODE	MAX ESR Ω	FREQUENCY RANGE (MHz)	MODE	MAX ESR Ω
3.570 ~ 3.999	Fundamental	200	9.000 ~ 12.999	Fundamental	60
4.000 ~ 4.999	Fundamental	150	13.000 ~ 19.999	Fundamental	40
5.000 ~ 5.999	Fundamental	120	20.000 ~ 30.000	Fundamental	30
6.000 ~ 6.999	Fundamental	100	27.000 ~ 70.000	3rd O/T	100
7.000 ~ 8.999	Fundamental	80			

PACKAGE DIMENSIONS (mm)

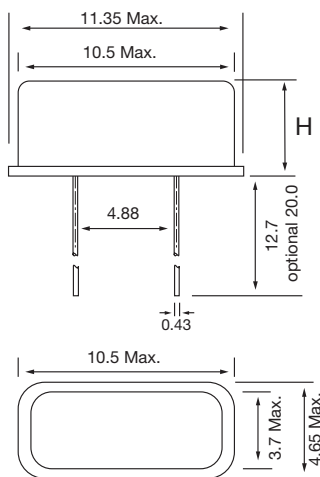


Figure 1) HC-49US - Top and Side views

Height "H" (max.)	
-4	3.5 mm
-4L	2.5 mm

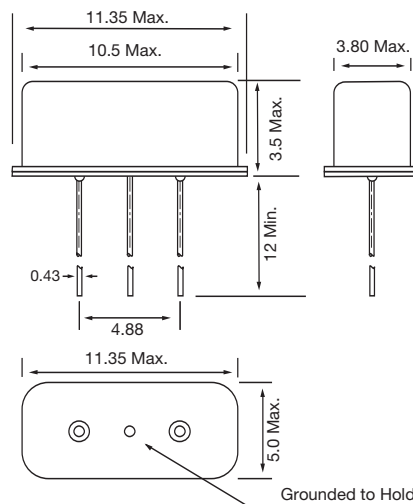


Figure 2) HC-49US - 3rd In Line Lead Base - Side & Bottom View

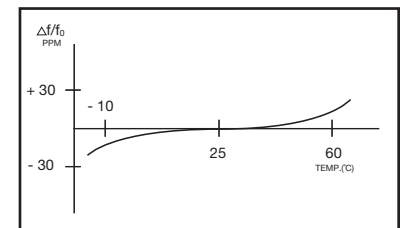


Figure 3) Frequency vs Temperature Curve