



Chipsmall Limited consists of a professional team with an average of over 10 year of expertise in the distribution of electronic components. Based in Hongkong, we have already established firm and mutual-benefit business relationships with customers from,Europe,America and south Asia,supplying obsolete and hard-to-find components to meet their specific needs.

With the principle of “Quality Parts,Customers Priority,Honest Operation,and Considerate Service”,our business mainly focus on the distribution of electronic components. Line cards we deal with include Microchip,ALPS,ROHM,Xilinx,Pulse,ON,Everlight and Freescale. Main products comprise IC,Modules,Potentiometer,IC Socket,Relay,Connector.Our parts cover such applications as commercial,industrial, and automotives areas.

We are looking forward to setting up business relationship with you and hope to provide you with the best service and solution. Let us make a better world for our industry!



Contact us

Tel: +86-755-8981 8866 Fax: +86-755-8427 6832

Email & Skype: info@chipsmall.com Web: www.chipsmall.com


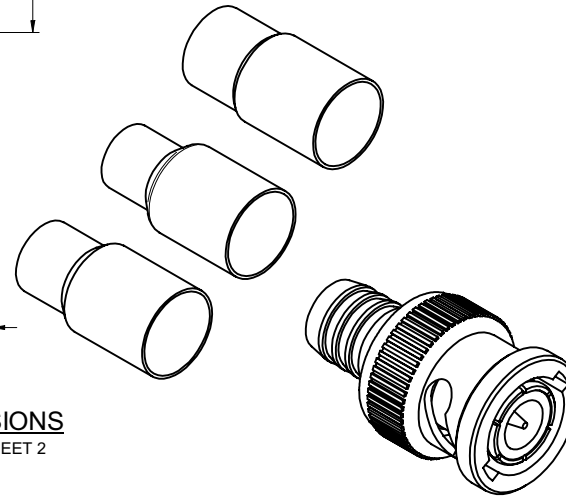
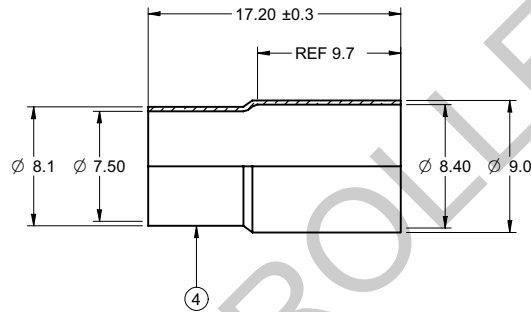
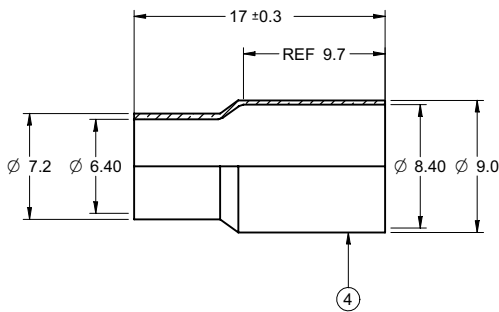
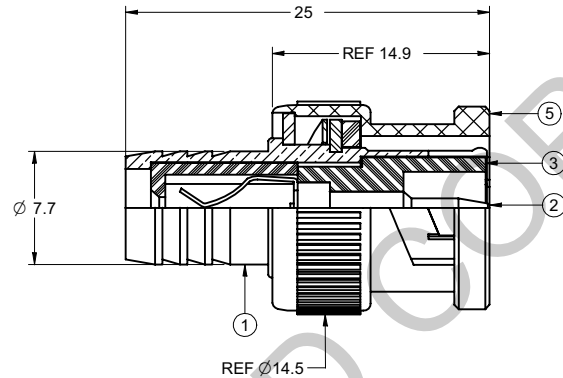
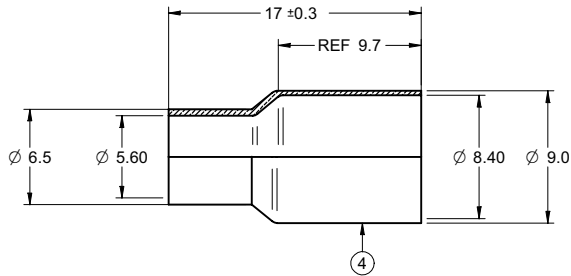
Address: A1208, Overseas Decoration Building, #122 Zhenhua RD., Futian, Shenzhen, China



PART NUMBER	ITEM ① BODY	ITEM ② CONTACT	ITEM ③ INSULATOR	ITEM ④ CRIMP SLEEVE	ITEM ⑤ COUPLING NUT
27-9213	BRASS NICKEL PLATED	BRASS GOLD PLATED	DELTRIN WHITE	BRASS NICKEL PLATED	ZINC NICKEL PLATED

受控 CONTROLLED DOCUMENT			
编号 P/N	27-9230	版本 Rev	0B
日期 Rel'd Date	Mar 24,08		

DRAWING NO. 27-9213			
REVISIONS			
RELEASE FOR QUOTATION			
A	11-09-07	Z	W T
REVISE INSULATOR PP TO DELTRIN			
B	01-25-08	Z	W T
Thomas Chow			



CABLE STRIP DIMENSIONS
ASSEMBLY INSTRUCTIONS ON SHEET 2

NOTES:

- ELECTRICAL SPECIFICATIONS**
 IMPEDANCE: 50 OHMS NOMINAL
 FREQUENCY RANGE: 0-4 GHz
 WORKING VOLTAGE: 500 Vrms MAX AT SEA LEVEL
 DIELECTRIC WITHSTANDING VOLTAGE: 1500 vrms AT SEA LEVEL
 CORONA LEVEL: 375 VOLTS MINIMUM AT 70,000 FEET
 CONTACT RESISTANCE: OUTER - NICKEL PLATED INITIAL 2.5 MILLIOHMS MAXIMUM
 AFTER ENVIRONMENTAL 3.5 MILLIOHMS MAXIMUM
 CENTER - INITIAL 3 MILLIOHMS MAXIMUM
 AFTER ENVIRONMENTAL 4 MILLIOHMS MAXIMUM
 BRAID TO BODY - 2.5 MILLIOHMS MAXIMUM (NICKEL PLATED),
 AFTER ENVIRONMENTAL NOT APPLICABLE
 INSULATION RESISTANCE: 5000 MEGOHMS MINIMUM
- MECHANICAL SPECIFICATIONS**
 DURABILITY: 500 CYCLES MIN
 CABLE ACCEPTABILITY: RG6, RG58, RG59, RG59 PLENUM
 CABLE RETENTION: 20 lbs MIN
 THE MATERIAL OF CRIMP SLEEVE SHALL HAVE A MAXIMUM HARDNESS OF 85 VICKERS.
- ENVIRONMENTAL SPECIFICATIONS**
 RECOMMENDED TEMPERATURE RANGE: -55 °C TO +85°C
 MOISTURE RESISTANCE: MIL-STD-202
- PRODUCT SHOULD BE RoHS COMPLIANCE.
- PACKAGING REQUIREMENT FOLLOWS ENGINEER DOCUMENT P/N 836-40200001XX

THIS DRAWING TO BE INTERPRETED
PER ANSI Y 14.5M - 1994

COMPANY CONFIDENTIAL

TOLERANCE UNLESS OTHERWISE SPECIFIED		DRAWN BY GARY.ZHG	DATE 01-25-08
DECIMALS	mm	CHECKED BY LINDA.WU	DATE 01-25-08
X	± 0.5	APPROVED BY THOMAS	DATE 01-31-08
X.X	± 0.2		
X.XX	± 0.1		
ANGLES	± 0.5°	U/M	mm

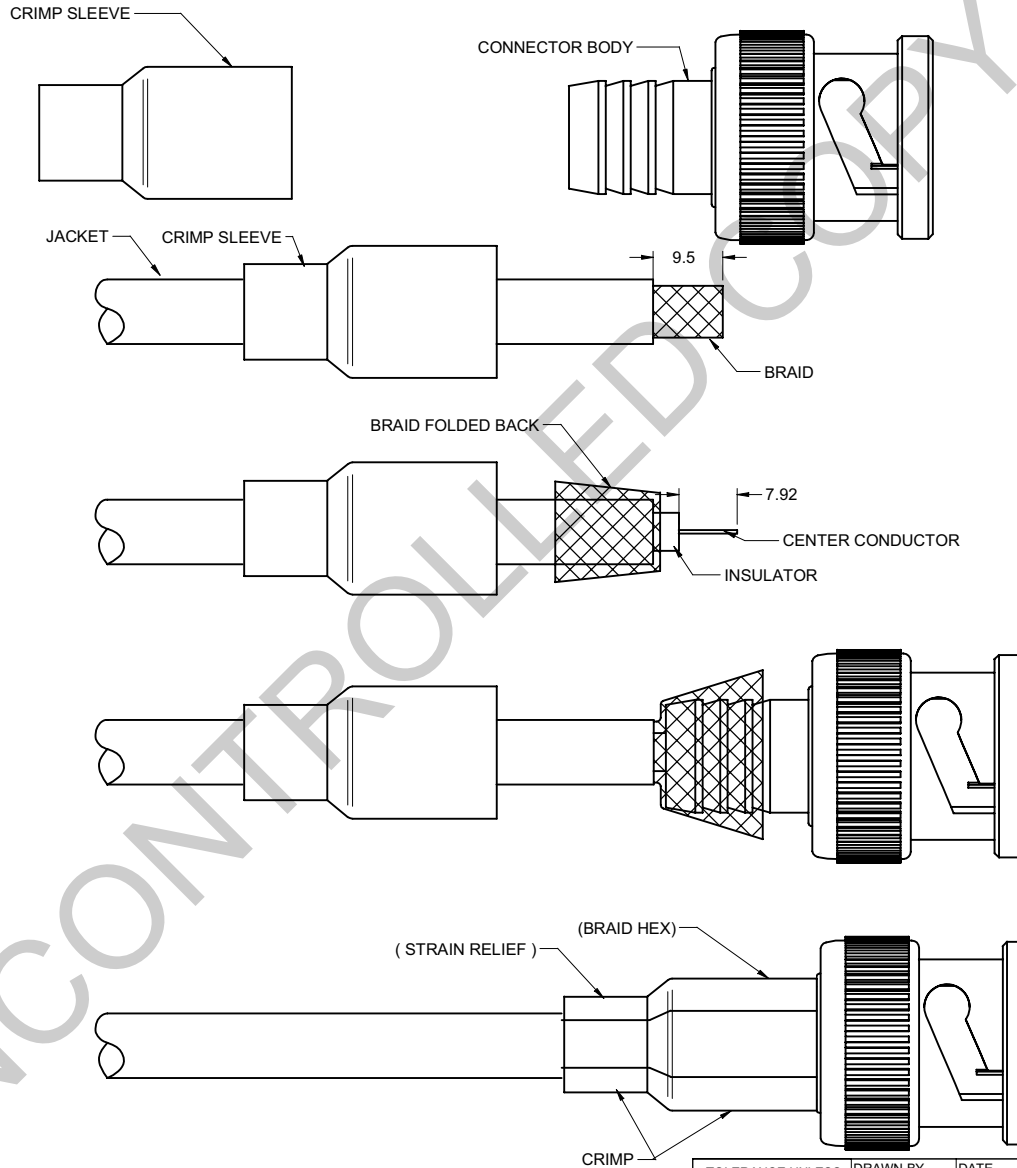
TITLE 50 OHM BNC(M) CRIMP-ON, 2 PIECE, (3) FERRULES FOR RG-6, 58, 59 & 59TFE	
SHEET 1 OF 2	DRAWING NO. 27-9213
SIZE C	

THIS DRAWING WAS PRODUCED BY COMPUTER,
DO NOT SCALE DRAWING OR UPDATE MANUALLY.

	5		4	3	2	1
PART NUMBER	CABLE	CRIMP BRAID HEX	CRIMP (STRAIN RELIEF)	RECOMMENDED CRIMP TOOL		
27-9213	RG6, RG58, RG59 RG59 TFE	8.13	5.41/6.48	24-8859P		

受控 CONTROLLED DOCUMENT					
编号 P/N	27-9230	版本 Rev	0B	日期 Rel'd Date	Mar 24, 08

DRAWING NO. 27-9213					
REVISIONS					
RELEASE FOR QUOTATION					
A	11-09-07	Z	W	T	
VERSION UPDATE					
B	01-25-08	Z	W	T	



ASSEMBLY INSTRUCTIONS

1. RUN CRIMP SLEEVE DOWN CABLE.
2. TRIM CABLES AS SHOWN, TAKING CARE NOT TO NICK OUTER BRAID.
3. INSERT CENTER CONDUCTOR INTO THE GUIDE HOLE IN THE REAR OF THE CONNECTOR. THEN SCREW THE CONNECTOR ON THE CABLE IN A CLOCKWISE DIRECTION.
4. PUSH CRIMP SLEEVE INTO PLACE, SANDWICHING THE BRAID BETWEEN THE CONNECTOR AND SLEEVE.
5. CRIMP THE SLEEVE INTO PLACE WITH THE PROPER CRIMP TOOL.

THIS DRAWING TO BE INTERPRETED PER ANSI Y 14.5M - 1994

COMPANY CONFIDENTIAL



TITLE 50 OHM BNC(M) CRIMP-ON, 2 PIECE, (3) FERRULES FOR RG-6, 58, 59 & 59TFE

TOLERANCE UNLESS OTHERWISE SPECIFIED		DRAWN BY GARY.ZHG	DATE 01-25-08
DECIMALS	mm	CHECKED BY LINDA.WU	DATE 01-25-08
X	± 0.5	APPROVED BY THOMAS	DATE 01-31-08
X.X	± 0.2		
X.XX	± 0.1		
ANGLES	± 0.5°	U/M mm	

THIS DRAWING WAS PRODUCED BY COMPUTER, DO NOT SCALE DRAWING OR UPDATE MANUALLY.

SHEET 1 OF 2	DRAWING NO. 27-9213	SIZE C
-----------------	------------------------	-----------