



Chipsmall Limited consists of a professional team with an average of over 10 year of expertise in the distribution of electronic components. Based in Hongkong, we have already established firm and mutual-benefit business relationships with customers from,Europe,America and south Asia,supplying obsolete and hard-to-find components to meet their specific needs.

With the principle of “Quality Parts,Customers Priority,Honest Operation,and Considerate Service”,our business mainly focus on the distribution of electronic components. Line cards we deal with include Microchip,ALPS,ROHM,Xilinx,Pulse,ON,Everlight and Freescale. Main products comprise IC,Modules,Potentiometer,IC Socket,Relay,Connector.Our parts cover such applications as commercial,industrial, and automotives areas.

We are looking forward to setting up business relationship with you and hope to provide you with the best service and solution. Let us make a better world for our industry!



Contact us

Tel: +86-755-8981 8866 Fax: +86-755-8427 6832

Email & Skype: info@chipsmall.com Web: www.chipsmall.com

Address: A1208, Overseas Decoration Building, #122 Zhenhua RD., Futian, Shenzhen, China





- ABS hand held enclosure for data acquisition and instrumentation
- With integrated battery compartment
- Version with or without display opening
- Prepared for acceptance of keypads
- 2 depth variants
- Optional EMC version with internal coating

Included in delivery

5-piece enclosure with top and base, battery compartment, battery compartment cover, head and shaft surround, fixing and enclosure screws. Open version incl. display screen and punched seal.

Technical data

Material:

ABS

Ingress protection:

IP 40, EN 60529

Disruptive strength:

24 KV/mm, DIN 53481

Surface resistance:

4 x 10¹⁴ Ohm, DIN 53482

Flammability:

HB / UL 94

Colour:

RAL 5020, ocean blue

Temperature range:

-40°C to +80°C

Taguan 130

Programme range

Enclosure type	Order No.	Version	Dimensions W x L x H (mm)	Weight (kg)
Taguan 130 FO	27.01 02 00	flat, open	80/70 x 125 x 36,7	0,08
Taguan 130 FG	27.01 02 01	flat, closed	80/70 x 125 x 36,7	0,085
Taguan 130 TO	27.01 02 10	deep, open	80/70 x 125 x 46,7	0,085
Taguan 130 TG	27.01 02 11	deep, closed	80/70 x 125 x 46,7	0,09



Accessories

Battery holder 4 micro-cells (AAA)	27.01 02 80
Battery holder 9 V monoblock	27.01 02 81
Clip	27.01 02 82
Keypad FT 130b, 12 printed keys common connection	82.10 00 01
Keypad FT 130e, 12 keys with plug-in-unit	82.10 00 02
FFC connector 13-pole	82.20 00 13
Shaft cover in enclosure colour	27.01 02 85
Shaft cover transparent	27.01 02 86
Shaft cover for infrared	27.01 02 87
Spare display screen set	27.01 02 88
Spare screw set	27.01 00 90
Scratch resistant display screen	on request
Push-button and switches see page 53 - 58	on request

Electromechanical and electronic components

Upon request we can supply enclosures ready equipped with electromechanical and electronic components such as display, chipcard-acceptor, interface modules etc.

Component mounting options

Component options	Type T130 FO	Type T130 FG	Type T130 TO	Type T130 TG
Display max. view area 45 x 17,4 mm max. mounting dimensions 65 x 29 mm	•		•	
Chipcard reader in head section	•	•	•	•
Scanner	•	•	•	•
PCMCIA slot	•	•	•	•
D-Sub interface 9-pin	•	•	•	•
D-Sub interface 15-pin	•	•	•	•
9V battery	•	•	•	•
4 R3 micro-cells (AAA)	•	•	•	•
1. PCB (main board)	•	•	•	•
2. PCB (adapter board)			•	•
Membrane keypad	•	•	•	•

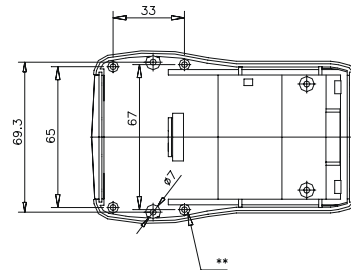
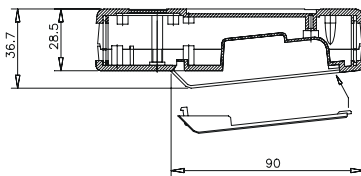
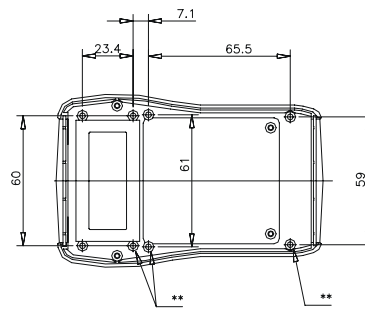
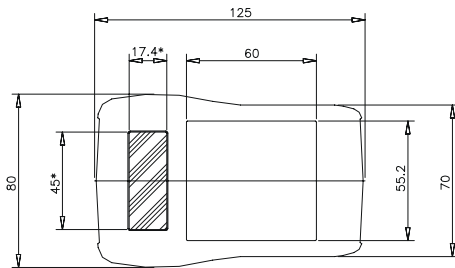
Dimensions



Type	Version	Order No.
Taguan 130 FO	flat, open	27.01 02 00
Taguan 130 FG	flat, closed	27.01 02 01

(max. PCB size of displays ca. 65 x 29 mm)

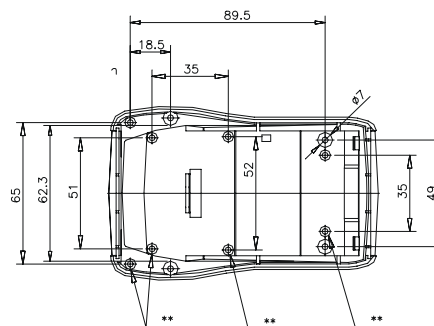
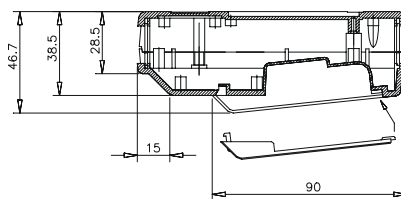
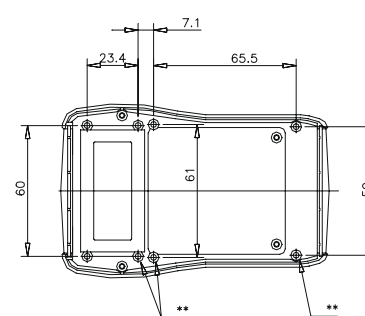
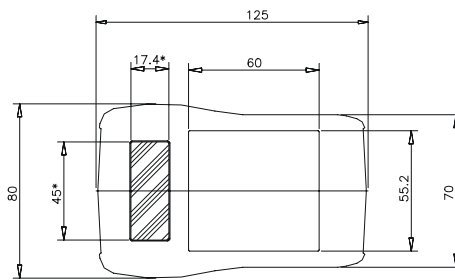
* = Open version
 ** = PCB mounting boss (screw 2.5 x 5)



Type	Version	Order No.
Taguan 130 TO	deep, open	27.01 02 10
Taguan 130 TG	deep, closed	27.01 02 11

(max. PCB size of displays ca. 65 x 29 mm)

* = Open version
 ** = PCB mounting boss (screw 2.5 x 5)



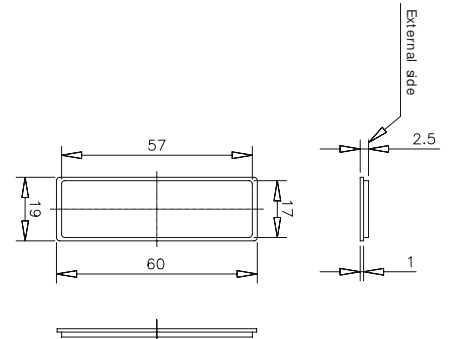
Accessories



Cover
for use as head or shaft cover

Version	Order No.
in enclosure colour	27.01 02 85
transparent	27.01 02 86
for infrared	27.01 02 87


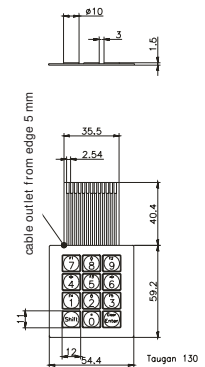
Units per pack: 1 pc



Membrane keypads
12 keys, printed version or plain with insertion facility for custom inscription

Type	Version	Order No.
FT T130b	printed common connection	82.10 00 01
FT T130e	with plug-in-unit	82.10 00 02
FT 130	Connector 13-pole	82.20 00 13

Customized membrane keypads on request.



Clip
Metal dip to snap onto battery compartment lid
Order No. **27.01 02 82**



Battery holder
for mounting in the bottom part, for 4 micro-cells (AAA) side by side or connection contact for 9 V battery

Version	Order No.
for 4 micro-cells (AAA)	27.01 02 80
for 9 V monoblock	27.01 02 81



- ABS hand held enclosure for data acquisition and instrumentation
- With integrated battery compartment
- Version with or without display openings
- Prepared for acceptance of keypads/silicone switch mats
- 2 depth variants
- Optional EMC version with internal coating

Technical data

Material:

ABS

Ingress protection:

IP 40, EN 60529

Disruptive strength:

24 KV/mm, DIN 53481

Surface resistance:

4 x 10¹⁴ Ohm, DIN 53482

Flammability:

HB / UL 94

Colour:

upper/lower mould, battery compartment cover, head/shaft surround: RAL 5020, ocean blue
 keyboard surround, battery compartment/
 battery pack: RAL 7021, black grey

Temperature range:

-40°C to +80°C

Included in delivery

Enclosure with top and base, keyboard surround, head and shaft surround, fastening and enclosure screws. Open version incl. display screen and punched seal.

Please order battery compartment separately.

Taguan 180/230

Programme range

Enclosure type	Order No.	Version	Dimensions	Weight (kg)
			W x L x H (mm)	
Taguan 180 O	27.01 04 00	open	84/70 x 180 x 52.5/37.5	0.17
Taguan 180 G	27.01 04 01	closed	84/70 x 180 x 52.5/37.5	0.12
Taguan 230 O	27.01 06 00	open	97/70 x 229 x 52.5/37.5	0.15
Taguan 230 G	27.01 06 01	closed	97/70 x 229 x 52.5/37.5	0.16



Electromechanical and electronic components

Upon request we can supply enclosures ready equipped with electromechanical and electronic components such as display, chipcard-acceptor, interface modules etc.

Accessories

Battery holder for 9 V monoblock	27.01 00 94	Hand strap (T 180)	27.01 04 84
Shaft cover in enclosure colour	27.01 02 85	Hand strap (T 230)	27.01 06 84
Shaft cover transparent	27.01 02 86	Spare display screen set (T 180)	27.01 04 88
Shaft cover for infrared	27.01 02 87	Spare display screen set (T 230)	27.01 06 88
Battery compartment empty, 0.03 kg	27.01 00 80	Spare screws	27.01 00 90
Battery pack NiMH	27.20 00 03	Head cover, stepped, in enclosure colour	27.01 00 85
Connector charger	27.20 00 02	Head cover, stepped, for infrared	27.01 00 87
Battery charging station	27.20 00 01	Head cover, stepped, transparent	27.01 00 89
Spring contact, 2-pole	27.01 00 82	Head cover, straight, in enclosure colour	27.01 00 91
Wrist strap	27.01 00 83	Head cover, straight, transparent	27.01 00 92
Display fixing set (T 180)	27.01 04 80	Head cover, straight, for infrared	27.01 00 93
Display fixing set (T 230)	27.01 06 80	Scratch resistant display screen	on request
Switch mat set 12 keys	27.01 00 95	Push-button and switches see page 53 - 58	on request
Switch mat set 24 keys	27.01 04 81		
Switch mat set 36 keys (T 230)	27.01 06 81		

Component mounting options

Component options	Type T180 O	Type T180 G	Type T230 O	Type T230 G
Display (max. view area 56 x 33 mm; max. mounting dimensions 66 x 46 mm)	•			
Display (max. view area 66 x 43 mm; max. mounting dimensions 78 x 56 mm)			•	
Chipcard reader in head section	•	•	•	•
Chipcard reader in shaft section	•	•	•	•
Magnetic card reader	•	•	•	•
Scanner	•	•	•	•
PCMCIA slot	•	•	•	•
D-Sub interface 9-pin	•	•	•	•
D-Sub interface 15-pin	•	•	•	•
D-Sub interface 25-pin	•	•	•	•
Battery pack	•	•	•	•
4 micro-cells R6 (AA)	•	•	•	•
9 V battery	•	•	•	•
1st board (main board)	•	•	•	•
2nd board (adapter board)	•	•	•	•
Membrane keypad	•	•	•	•
Switching mat, 12 keys, in combination with keypad plate	•	•	•	•
Switching mat, 24 keys	•	•		
Switching mat, 36 keys			•	•

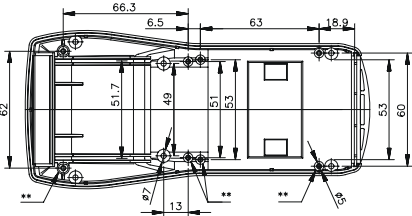
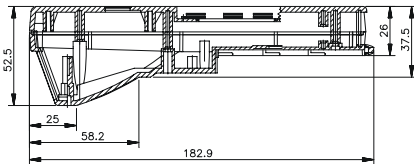
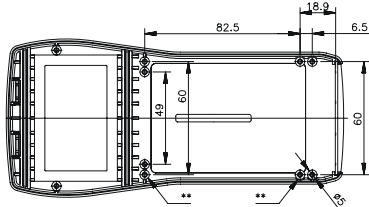
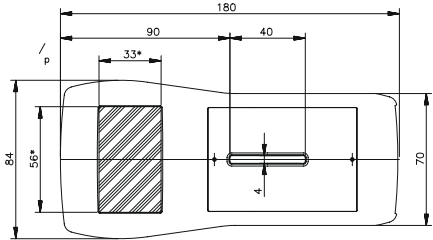
Dimensions



Type	Version	Order No.
Taguan 180 O	open	27.01 04 00
Taguan 180 G	closed	27.01 04 01

(max. PCB size of displays ca. 66 x 46 mm)

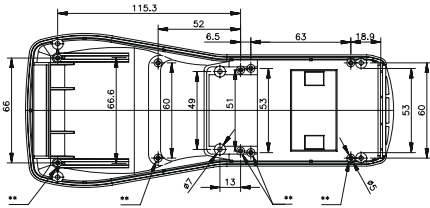
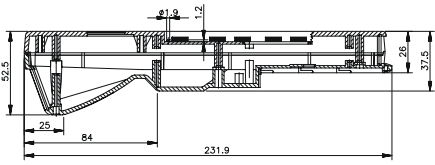
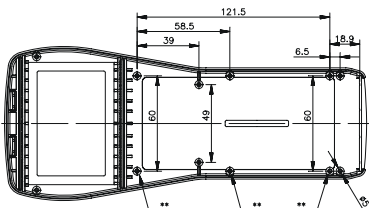
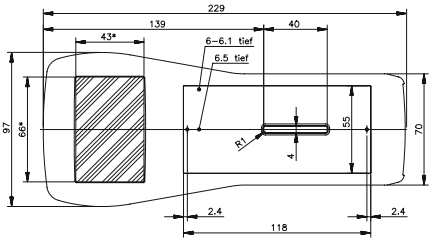
* = Open version
 ** = PCB mounting boss (screw 2.5 x 5)



Type	Version	Order No.
Taguan 230 O	open	27.01 06 00
Taguan 230 G	closed	27.01 06 01

(max. PCB size of displays ca. 78 x 56 mm)

* = Open version
 ** = PCB mounting boss (screw 2.5 x 5)

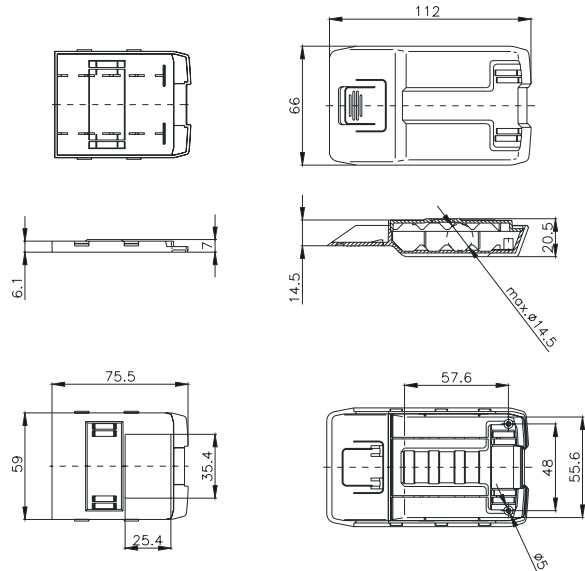


Accessories



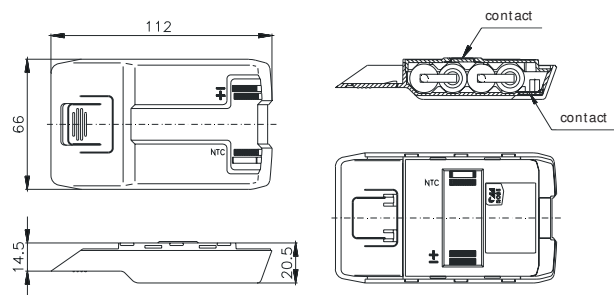
Battery compartment empty
consisting of battery compartment and lid space for 4 micro-cells R6 (AA) side by side

Order No. **27.01 00 80**



Battery pack
NiMH

Order No. **27.20 00 03**



Battery holder
for mounting in the bottom part for 9 V monobloc.


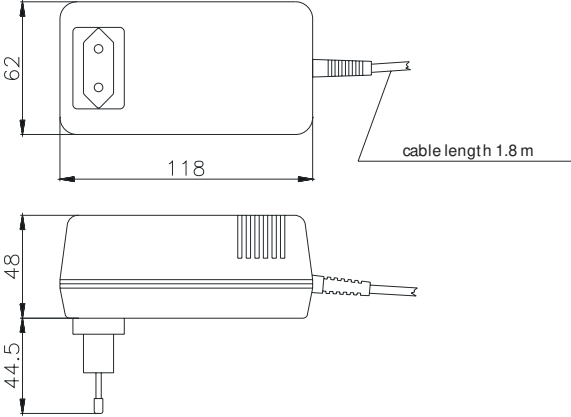
Order No. **27.01 00 94**

Accessories



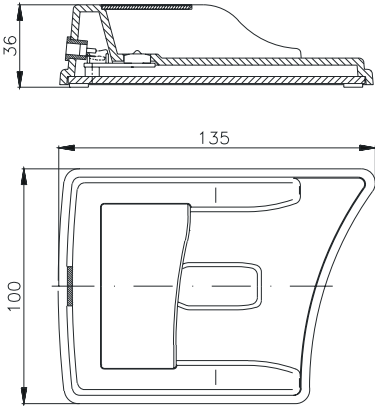
Connector charger
with primary adapter

Order No. 27.20 00 02



Battery charging station

Order No. 27.20 00 01



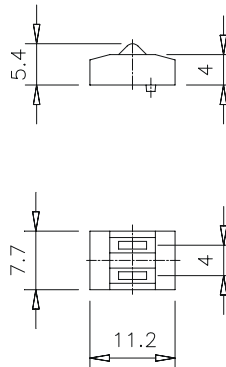
Accessories



Spring contact 2-pol.

Counter-contacts for the battery pack (Company Bourns, type 70ADJ002ML1), for mounting in enclosure bottom part

Order No. **27.01 00 82**

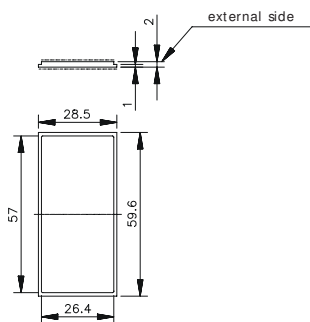


Head cover

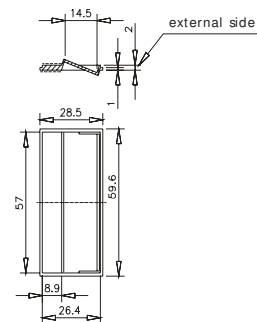
Version	Order No.
stepped in enclosure colour	27.01 00 85
stepped transparent	27.01 00 89
stepped for infrared	27.01 00 87
even in enclosure colour	27.01 00 91
even transparent	27.01 00 92
even for infrared	27.01 00 93

units per pack: 1 pc

even



stepped



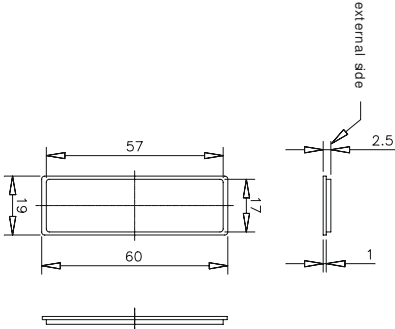
Accessories



Shaft cover

Version	Order No.
in enclosure colour	27.01 02 85
transparent	27.01 02 86
for infrared	27.01 02 87

units per pack: 1 pc

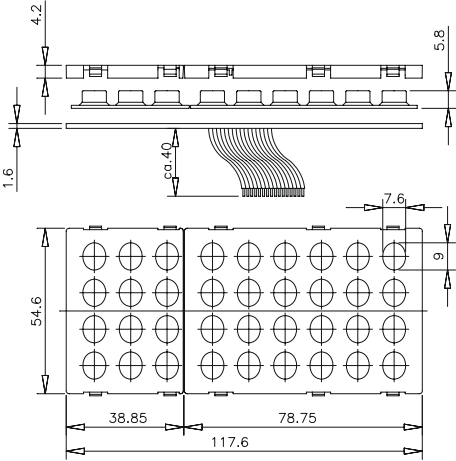


Switching mat set

consisting of keypad plate, silicone switching mat and keypad circuit board with connecting cable

for type	No. of keys	Order No.
Taguan 180/230	12* / **	27.01 00 95
Taguan 180	24* *	27.01 04 81
Taguan 230	36	27.01 06 81

* Please remember the modification of the toppart for the flat cable
 ** Please not different heights by combination with closed cover



Accessories



Display fixing set
for variable display mounting



Hand strap
with Velcro fastener for adjustment, consisting of holding strap, adapter and screws



Wrist strap
to prevent falling down, or as carrying aid

Order No. **27.01 00 83**

Version for	Order No.
Taguan 180	27.01 04 80
Taguan 230	27.01 06 80

Version for	Order No.
Taguan 180	27.01 04 84
Taguan 230	27.01 06 84