



Chipsmall Limited consists of a professional team with an average of over 10 year of expertise in the distribution of electronic components. Based in Hongkong, we have already established firm and mutual-benefit business relationships with customers from,Europe,America and south Asia,supplying obsolete and hard-to-find components to meet their specific needs.

With the principle of "Quality Parts,Customers Priority,Honest Operation,and Considerate Service",our business mainly focus on the distribution of electronic components. Line cards we deal with include Microchip,ALPS,ROHM,Xilinx,Pulse,ON,Everlight and Freescale. Main products comprise IC,Modules,Potentiometer,IC Socket,Relay,Connector.Our parts cover such applications as commercial,industrial, and automotives areas.

We are looking forward to setting up business relationship with you and hope to provide you with the best service and solution. Let us make a better world for our industry!



Contact us

Tel: +86-755-8981 8866 Fax: +86-755-8427 6832

Email & Skype: info@chipsmall.com Web: www.chipsmall.com

Address: A1208, Overseas Decoration Building, #122 Zhenhua RD., Futian, Shenzhen, China



Bus coupler - AXL F BK ETH XC - 2701949

Please be informed that the data shown in this PDF Document is generated from our Online Catalog. Please find the complete data in the user's documentation. Our General Terms of Use for Downloads are valid (<http://phoenixcontact.com/download>)



Axioline F XC, Bus coupler, Modbus/TCP(UDP), RJ45 socket, Extreme conditions version, transmission speed in the local bus: 100 Mbps, including bus base module and Axioline F connector

The figure shows the standard item

Product Description

The bus coupler is intended for use within a Modbus/TCP (UDP) network and represents the link to the Axioline F I/O system. Up to 63 Axioline F devices can be connected to the bus coupler.


Why buy this product

- 2 Ethernet ports (with integrated switch)
- Transmission speed of 10 Mbps and 100 Mbps
- Rotary encoding switch
- Modbus/TCP (UDP) support
- BootP and DHCP
- Can be used under extreme ambient conditions
- Extended temperature range of -40°C ... +70°C (see "Tested successfully: use under extreme ambient conditions" in the data sheet)
- Partially coated PCBs
- Firmware can be updated
- Typical cycle time of the Axioline F local bus is around 10 µs



Modbus/TCP (UDP)

Key Commercial Data

Packing unit	1 STK
GTIN	 4 046356 901239
GTIN	4046356901239

Technical data

Note

Utilization restriction	EMC: class A product, see manufacturer's declaration in the download area
-------------------------	---

Dimensions

Bus coupler - AXL F BK ETH XC - 2701949

Technical data

Dimensions

Width	45 mm
Height	126.1 mm
Depth	74 mm
Note on dimensions	The depth is valid when a TH 35-7,5 DIN rail is used (according to EN 60715).

Ambient conditions

Ambient temperature (operation)	-25 °C ... 60 °C (Standard; mounting position: wall mounting on horizontal DIN rail)
	-25 °C ... 55 °C (Standard; mounting position: any)
	-40 °C ... 70 °C (Extended, see section "Tested successfully: use under extreme ambient conditions" in the data sheet.)
Ambient temperature (storage/transport)	-40 °C ... 85 °C
Permissible humidity (operation)	5 % ... 95 % (non-condensing)
Permissible humidity (storage/transport)	5 % ... 95 % (non-condensing)
Air pressure (operation)	70 kPa ... 106 kPa (up to 3000 m above sea level)
Air pressure (storage/transport)	70 kPa ... 106 kPa (up to 3000 m above sea level)
Degree of protection	IP20

Connection data

Designation	Axiline F connector
Connection method	Push-in connection
Note on the connection method	Please observe the information provided on conductor cross sections in the "Axiline F: system and installation" user manual.
Conductor cross section solid min.	0.2 mm ²
Conductor cross section solid max.	1.5 mm ²
Conductor cross section flexible min.	0.2 mm ²
Conductor cross section flexible max.	1.5 mm ²
Conductor cross section AWG min.	24
Conductor cross section AWG max.	16
Stripping length	8 mm

General

Mounting type	DIN rail
Net weight	177 g
Note on weight specifications	with connector and bus base module

Interfaces

Designation	Modbus/TCP (UDP)
No. of channels	2
Connection method	RJ45 socket
Note on the connection method	Auto negotiation and autocrossing
Transmission speed	10/100 Mbps (Half or full duplex mode (automatic detection, can be adjusted manually))
Transmission physics	Ethernet in RJ45 twisted pair

Bus coupler - AXL F BK ETH XC - 2701949

Technical data

Interfaces

Designation	Axioline F local bus
Connection method	Bus base module
Transmission speed	100 Mbps
Designation	Service
Connection method	Micro USB type B

System limits of the bus coupler

Number of supported devices	max. 63 (per station)
Number of local bus devices that can be connected	max. 63

Axioline potentials

Designation	Communications power U_L feed-in (the supply of the Axioline F local bus U_{Bus} is generated from U_L)
Supply voltage	24 V DC
Supply voltage range	19.2 V DC ... 30 V DC (including all tolerances, including ripple)
Current consumption	max. 583 mA (with 2 A at U_{Bus} for the I/Os and $U_L = 24$ V)
Power consumption	max. 14 W (with 2 A load at U_{Bus} for the I/Os)
Designation	Axioline F local bus supply (U_{Bus})
Supply voltage	5 V DC (via bus base module)
Power supply unit	2 A
Type of protection	Surge protection of the supply voltage
	Polarity reversal protection of the supply voltage

Standards and Regulations

Mechanical tests	Vibration resistance in acc. with EN 60068-2-6/IEC 60068-2-6 5g
	Shock in acc. with EN 60068-2-27/IEC 60068-2-27 30g
	Continuous shock according to EN 60068-2-27/IEC 60068-2-27 10g
Protection class	III, IEC 61140, EN 61140, VDE 0140-1

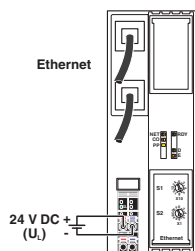
Environmental Product Compliance

China RoHS	Environmentally friendly use period: unlimited = EFUP-e
	No hazardous substances above threshold values

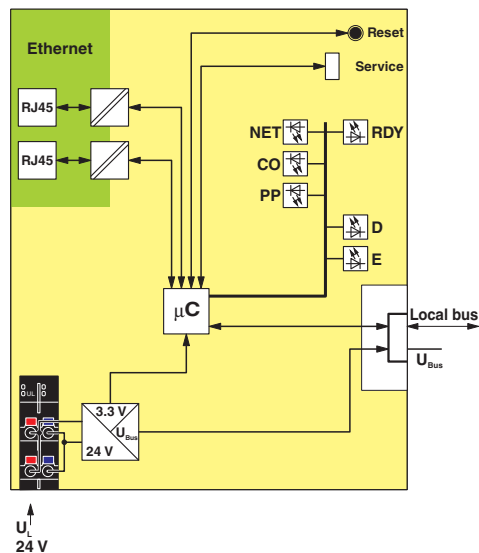
Drawings

Bus coupler - AXL F BK ETH XC - 2701949

Connection diagram

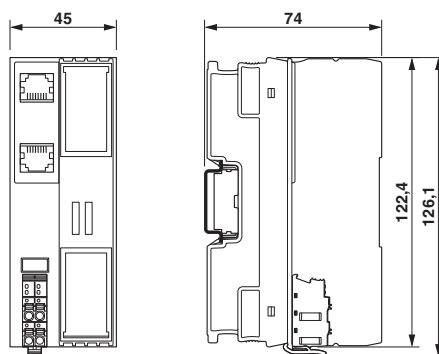


Block diagram



Internal wiring of the terminal points

Dimensional drawing



Approvals

Approvals

Approvals

UL Listed / cUL Listed / LR / NK / BV / DNV GL / PRS / ABS / RINA / BSH / KR / cULus Listed

Ex Approvals

Approval details

Bus coupler - AXL F BK ETH XC - 2701949

Approvals

UL Listed		http://database.ul.com/cgi-bin/XYV/template/LISEXT/1FRAME/index.htm	FILE E 238705
cUL Listed		http://database.ul.com/cgi-bin/XYV/template/LISEXT/1FRAME/index.htm	FILE E 238705
LR		http://www.lr.org/en	14-20019
NK		http://www.classnk.or.jp/hp/en/	14A006
BV		http://www.veristar.com/portal/veristarinfo/generalinfo/approved/approvedProducts/equipmentAndMaterials	36433/A2 BV
DNV GL		http://exchange.dnv.com/tari/	TAA00000DF
PRS		http://www.prs.pl/	TE/2106/880590/16
ABS		http://www.eagle.org/eagleExternalPortalWEB/	17-HG1669996-PDA
RINA		http://www.rina.org/en	ELE0078216XG
BSH		http://www.bsh.de/de/index.jsp	840
KR		http://www.krs.co.kr/eng/main/main.aspx	HMB17372-AC002
cULus Listed			

Phoenix Contact 2018 © - all rights reserved
<http://www.phoenixcontact.com>

PHOENIX CONTACT GmbH & Co. KG
Flachmarktstr. 8
32825 Blomberg
Germany
Tel. +49 5235 300
Fax +49 5235 3 41200
<http://www.phoenixcontact.com>