



Chipsmall Limited consists of a professional team with an average of over 10 year of expertise in the distribution of electronic components. Based in Hongkong, we have already established firm and mutual-benefit business relationships with customers from,Europe,America and south Asia,supplying obsolete and hard-to-find components to meet their specific needs.

With the principle of “Quality Parts,Customers Priority,Honest Operation,and Considerate Service”,our business mainly focus on the distribution of electronic components. Line cards we deal with include Microchip,ALPS,ROHM,Xilinx,Pulse,ON,Everlight and Freescale. Main products comprise IC,Modules,Potentiometer,IC Socket,Relay,Connector.Our parts cover such applications as commercial,industrial, and automotives areas.

We are looking forward to setting up business relationship with you and hope to provide you with the best service and solution. Let us make a better world for our industry!



Contact us

Tel: +86-755-8981 8866 Fax: +86-755-8427 6832

Email & Skype: info@chipsmall.com Web: www.chipsmall.com

Address: A1208, Overseas Decoration Building, #122 Zhenhua RD., Futian, Shenzhen, China



Bus coupler - IL EIP BK DI8 DO4 2TX-XC-PAC - 2702131

Please be informed that the data shown in this PDF Document is generated from our Online Catalog. Please find the complete data in the user's documentation. Our General Terms of Use for Downloads are valid (<http://phoenixcontact.com/download>)



EtherNet/IP™ bus coupler, extreme conditions version, 8 inputs 24 V DC, 4 outputs 24 V DC, 500 mA, complete with I/O connectors

Product description

The bus coupler for the EtherNet/IP™ protocol has 4 digital outputs and 8 digital inputs. This package contains all the necessary Inline plugs for connecting the supply and the I/Os.

The Inline terminals can be labeled using pull-out labeling fields. The fields have insert cards that can be labeled individually to suit the application. Additionally, there is the ZBFM-6... Zack marker strip for labeling the terminal points.

Product Features

- ✓ Up to 61 terminals (16 PCP devices) can be connected
- ✓ 8 digital inputs, 4 digital outputs onboard
- ✓ EtherNet/IP™, Version 1.2
- ✓ Web-based management
- ✓ 2 RJ45 connections
- ✓ Automatic speed detection of the system bus
- ✓ Diagnostic and status indicators
- ✓ Can be used under extreme ambient conditions
- ✓ Extended temperature range of -40°C ... +70°C (see "Tested successfully: use under extreme ambient conditions" in the data sheet)
- ✓ Coated PCBs
- ✓



EtherNet/IP™

Key commercial data

Packing unit	1 pc
Weight per Piece (excluding packing)	270.0 GRM
Custom tariff number	85389091
Country of origin	Germany

Technical data

Dimensions

Bus coupler - IL EIP BK DI8 DO4 2TX-XC-PAC - 2702131

Technical data

Dimensions

Width	80 mm
Height	119.8 mm
Depth	71.5 mm
Note on dimensions	Specifications with connectors

Ambient conditions

Ambient temperature (operation)	-25 °C ... 55 °C
	-40 °C ... 70 °C (See "Tested successfully: use under extreme ambient conditions" in the data sheet.)
Ambient temperature (storage/transport)	-40 °C ... 85 °C
Permissible humidity (operation)	10 % ... 95 % (according to DIN EN 61131-2)
Permissible humidity (storage/transport)	10 % ... 95 % (according to DIN EN 61131-2)
Air pressure (operation)	70 kPa ... 106 kPa (up to 3000 m above sea level)
Air pressure (storage/transport)	70 kPa ... 106 kPa (up to 3000 m above sea level)
Degree of protection	IP20

Connection data

Designation	Inline connector
Connection method	Spring-cage connection
Conductor cross section solid min.	0.08 mm ²
Conductor cross section solid max.	1.5 mm ²
Conductor cross section flexible min.	0.08 mm ²
Conductor cross section flexible max.	1.5 mm ²
Conductor cross section AWG/kcmil min.	28
Conductor cross section AWG/kcmil max	16
Stripping length	8 mm

General

Net weight	329 g
Note on weight specifications	with connectors
Mounting type	DIN rail
Protection class	III, IEC 61140, EN 61140, VDE 0140-1
Conformance with EMC directives	Noise immunity test in accordance with EN 61000-6-2 Electrostatic discharge (ESD) EN 61000-4-2/IEC 61000-4-2 Criterion B; 6 kV contact discharge, 8 kV air discharge
	Noise immunity test in accordance with EN 61000-6-2 Electromagnetic fields EN 61000-4-3/IEC 61000-4-3 Criterion A; Field intensity: 10 V/m
	Noise immunity test in accordance with EN 61000-6-2 Fast transients (burst) EN 61000-4-4/IEC 61000-4-4 Criterion A; all interfaces 1 kV Criterion B; all interfaces 2 kV

Bus coupler - IL EIP BK DI8 DO4 2TX-XC-PAC - 2702131

Technical data

General

	Noise immunity test in accordance with EN 61000-6-2 Transient surge voltage (surge) EN 61000-4-5/IEC 61000-4-5 Criterion B; supply lines DC: 0.5 kV/0.5 kV (symmetrical/asymmetrical); fieldbus cable shield 1 kV
	Noise immunity test in accordance with EN 61000-6-2 Conducted interference EN 61000-4-6/IEC 61000-4-6 Criterion A; Test voltage 10 V
	Noise emission test as per EN 61000-6-4 EN 55011 Class A
Mechanical tests	Vibration resistance in acc. with EN 60068-2-6/IEC 60068-2-6 5g
	Shock in acc. with EN 60068-2-27/IEC 60068-2-27 Operation: 25g, 11 ms duration, semi-sinusoidal shock impulse
Diagnostics messages	Short-circuit / overload of the digital outputs Yes
	Sensor supply failure Yes
	Failure of the actuator supply Yes

System limits of the bus coupler

Designation	System limits of the bus coupler
Amount of process data	max. 512 Byte (per station)
Number of supported devices	max. 63 (per station)
Number of local bus devices that can be connected	max. 61 (on board I/Os are two devices)
Number of devices with parameter channel	max. 8
Number of branch terminals with remote bus branch	0

Power supply for module electronics

Connection method	Spring-cage connection
Designation	Bus coupler supply U_{BC} ; Communications power U_L (7.5 V) and the analog supply U_{ANA} (24 V) are generated from the bus coupler supply.
Supply voltage	24 V DC (via Inline connector)
Supply voltage range	19.2 V DC ... 30 V DC (including all tolerances, including ripple)
Current consumption	max. 0.98 A (from U_{BK})
Power loss	typ. 3 W (entire device)
Communications power U_L	7.5 V DC
Current consumption	0.8 A
Power consumption	typ. 1.7 W

Inline potentials

Communications power U_L	7.5 V DC $\pm 5\%$
Power supply at U_L	max. 0.8 A DC
Main circuit supply U_M	24 V DC
Supply voltage range U_M	19.2 V DC ... 30 V DC (including all tolerances, including ripple)
Power supply at U_M	max. 8 A DC (Sum of $U_M + U_S$)
Current consumption from U_M	max. 8 A DC

Bus coupler - IL EIP BK DI8 DO4 2TX-XC-PAC - 2702131

Technical data

Inline potentials

Segment supply voltage U_S	24 V DC
Supply voltage range U_S	19.2 V DC ... 30 V DC (including all tolerances, including ripple)
Power supply at U_S	max. 8 A DC (Sum of $U_M + U_S$)
Current consumption from U_S	max. 8 A DC
I/O supply voltage U_{ANA}	24 V DC
Supply voltage range U_{ANA}	19.2 V DC ... 30 V DC (including all tolerances, including ripple)
Power supply at U_{ANA}	max. 0.5 A DC

Digital inputs

Input name	Digital inputs
Connection method	Inline connector
	2, 3-wire
Number of inputs	8
Typical response time	approx. 500 μ s
Protective circuit	Protection against polarity reversal Suppressor diode
Input characteristic curve	IEC 61131-2 type 1
Input voltage	24 V DC
Input voltage range "0" signal	-30 V DC ... 5 V DC
Input voltage range "1" signal	15 V DC ... 30 V DC
Nominal input current at U_{IN}	typ. 3 mA
Typical input current per channel	typ. 3 mA
Delay at signal change from 0 to 1	1.2 ms
Delay at signal change from 1 to 0	1.2 ms

Digital outputs

Output name	Digital outputs
Connection method	Inline connector
	2, 3-wire
Number of outputs	4
Protective circuit	Short-circuit and overload protection Free running circuit
Output voltage	24 V DC -1 V (At nominal current)
Nominal output voltage	24 V DC
Maximum output current per channel	500 mA
Maximum output current per module / terminal block	2 A
Maximum output current per module	2 A
Nominal load, inductive	12 VA (1.2 H; 48 Ω)
Nominal load, lamp	12 W

Bus coupler - IL EIP BK DI8 DO4 2TX-XC-PAC - 2702131

Technical data

Digital outputs

Nominal load, ohmic	12 W
---------------------	------

Classifications

eCl@ss

eCl@ss 5.1	27242608
eCl@ss 6.0	27242608
eCl@ss 8.0	27242604

ETIM

ETIM 5.0	EC001599
----------	----------

Approvals

Approvals


Approvals


UL Recognized / cUL Recognized / cULus Recognized

Ex Approvals

Approvals submitted

Approval details

UL Recognized 

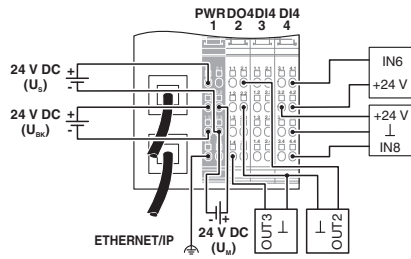
cUL Recognized 
--

cULus Recognized 
--

Bus coupler - IL EIP BK DI8 DO4 2TX-XC-PAC - 2702131

Drawings

Connection diagram



Dimensional drawing

