



Chipsmall Limited consists of a professional team with an average of over 10 year of expertise in the distribution of electronic components. Based in Hongkong, we have already established firm and mutual-benefit business relationships with customers from,Europe,America and south Asia,supplying obsolete and hard-to-find components to meet their specific needs.

With the principle of “Quality Parts,Customers Priority,Honest Operation,and Considerate Service”,our business mainly focus on the distribution of electronic components. Line cards we deal with include Microchip,ALPS,ROHM,Xilinx,Pulse,ON,Everlight and Freescale. Main products comprise IC,Modules,Potentiometer,IC Socket,Relay,Connector.Our parts cover such applications as commercial,industrial, and automotives areas.

We are looking forward to setting up business relationship with you and hope to provide you with the best service and solution. Let us make a better world for our industry!



Contact us

Tel: +86-755-8981 8866 Fax: +86-755-8427 6832

Email & Skype: info@chipsmall.com Web: www.chipsmall.com

Address: A1208, Overseas Decoration Building, #122 Zhenhua RD., Futian, Shenzhen, China



I/O module - AXL F DI16/1 DO8/2-2A 2H - 2702291

Please be informed that the data shown in this PDF Document is generated from our Online Catalog. Please find the complete data in the user's documentation. Our General Terms of Use for Downloads are valid (<http://phoenixcontact.com/download>)



Axioline F, Digital I/O module, Digital inputs: 16, 24 V DC, connection method: 1-wire, Digital outputs: 8, 24 V DC, 2 A, connection method: 2-wire, transmission speed in the local bus: 100 Mbps, including bus base module and Axioline F connectors

Product Description


The module is designed for use within an Axioline F station. It is used to acquire and output digital signals. The filter times of the inputs can be adjusted to increase noise immunity. Filter times of 100 µs enable the user to implement a counter function with a maximum input frequency of 5 kHz in the application. The outputs are protected against short circuit and overload.

Why buy this product

- ✓ 16 digital inputs according to EN 61131-2 type 1 and type 3
- ✓ 24 V DC, 2.4 mA
- ✓ Connection of sensors in single-wire technology
- ✓ Filter times can be adjusted in three increments: < 100 µs, 1000 µs or 3000 µs
- ✓ Maximum input frequency: 5 kHz
- ✓ 8 digital outputs
- ✓ 24 V DC, 2 A
- ✓ Connection of actuators in 2-wire technology
- ✓ Minimum update time of < 150 µs
- ✓ Device rating plate stored



Key Commercial Data

Packing unit	1 STK
GTIN	 4 055626 071848
GTIN	4055626071848

Technical data

Dimensions

Width	35 mm
Height	129.9 mm

I/O module - AXL F DI16/1 DO8/2-2A 2H - 2702291

Technical data

Dimensions

Depth	54 mm
Note on dimensions	The depth is valid when a TH 35-7,5 DIN rail is used (according to EN 60715).

Ambient conditions

Ambient temperature (operation)	-25 °C ... 60 °C
Ambient temperature (storage/transport)	-40 °C ... 85 °C
Permissible humidity (operation)	5 % ... 95 % (non-condensing)
Permissible humidity (storage/transport)	5 % ... 95 % (non-condensing)
Air pressure (operation)	70 kPa ... 106 kPa (up to 3000 m above sea level)
Air pressure (storage/transport)	70 kPa ... 106 kPa (up to 3000 m above sea level)
Degree of protection	IP20

Connection data

Designation	Axiline F connectors (digital inputs)
Connection method	Push-in connection
Note on the connection method	Please observe the information provided on conductor cross sections in the "Axiline F: system and installation" user manual.
Conductor cross section solid min.	0.2 mm ²
Conductor cross section solid max.	1.5 mm ²
Conductor cross section flexible min.	0.2 mm ²
Conductor cross section flexible max.	1.5 mm ²
Conductor cross section AWG min.	24
Conductor cross section AWG max.	16
Stripping length	8 mm

General

Mounting type	DIN rail
Net weight	111 g
Note on weight specifications	with connectors and bus base module
Diagnostics messages	I/O supply failure Yes
	Short-circuit / overload of the digital outputs Yes

Interfaces

Designation	Axiline F local bus
No. of channels	2
Connection method	Bus base module
Transmission speed	100 Mbps

Axiline potentials

Designation	Axiline F local bus supply (U _{Bus})
Supply voltage	5 V DC (via bus base module)
Current consumption	max. 120 mA
Power consumption	max. 600 mW

I/O module - AXL F DI16/1 DO8/2-2A 2H - 2702291

Technical data

Axioline potentials

Designation	Supply for digital input and output modules (U_{IO})
Supply voltage	24 V DC
Supply voltage range	19.2 V DC ... 30 V DC (including all tolerances, including ripple)
Current consumption	max. 16 A (Provide external protection; if the total current of 8 A is exceeded, connect the supply at the power connector parallel via both terminal points.)
Power consumption	max. 480 W (of which 6.4 W internal losses)
Type of protection	Surge protection of the supply voltage
	Polarity reversal protection of the supply voltage
Protection	max. 16 A (polarity reversal protection up to 5 A)

Digital inputs

Input name	Digital inputs
Description of the input	EN 61131-2 types 1 and 3
Connection method	Push-in connection
Connection technology	1-wire
Number of inputs	16
Type of protection	Polarity reversal protection of the inputs
Input filter time	3000 μ s (default)
Input voltage range "0" signal	-3 V DC ... 5 V DC
Input voltage range "1" signal	11 V DC ... 30 V DC
Nominal input current at U_{IN}	2.4 mA

Digital outputs

Output name	Digital outputs
Connection method	Push-in connection
Connection technology	2-wire
Number of outputs	8
Type of protection	Short-circuit protection, overload protection of the outputs
Output voltage	24 V DC
Nominal output voltage	24 V DC
Maximum output current per channel	2 A
Maximum output current per module	16 A (external fuse)
Nominal load, inductive	max. 48 VA (1.2 H, 12 Ω , at nominal load)
Nominal load, lamp	max. 48 W (at nominal voltage)
Nominal load, ohmic	max. 48 W (12 Ω , at nominal load)

Electrical isolation

Test section	5 V communications power (logic), 24 V supply (I/O) 500 V AC 50 Hz 1 min.
	5 V supply (logic)/functional earth ground 500 V AC 50 Hz 1 min.
	24 V supply (I/O) / functional earth ground 500 V AC 50 Hz 1 min.

Standards and Regulations

I/O module - AXL F DI16/1 DO8/2-2A 2H - 2702291

Technical data

Standards and Regulations

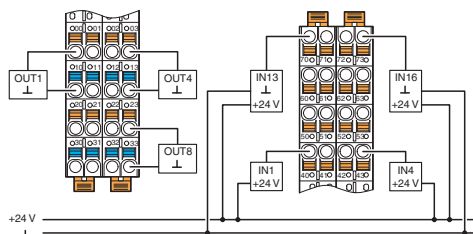
Mechanical tests	Vibration resistance in acc. with EN 60068-2-6/IEC 60068-2-6 5g
	Shock in acc. with EN 60068-2-27/IEC 60068-2-27 30g
	Continuous shock according to EN 60068-2-27/IEC 60068-2-27 10g
Protection class	III, IEC 61140, EN 61140, VDE 0140-1

Environmental Product Compliance

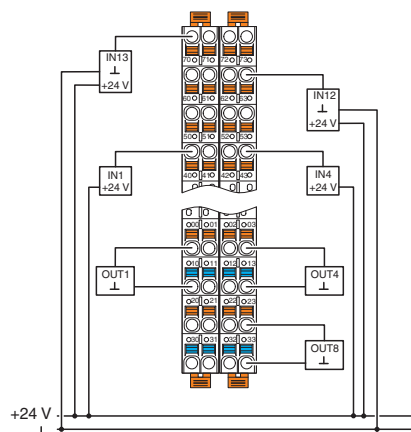
China RoHS	Environmentally friendly use period: unlimited = EFUP-e
	No hazardous substances above threshold values

Drawings

Connection diagram

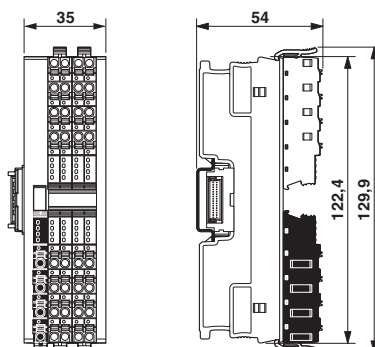


Connection diagram



Example of connection of sensors and actuators

Dimensional drawing



I/O module - AXL F DI16/1 DO8/2-2A 2H - 2702291

Approvals




Approvals

Approvals

UL Listed / cUL Listed / cULus Listed

Ex Approvals

Approval details

UL Listed		http://database.ul.com/cgi-bin/XYV/template/LISEXT/1FRAME/index.htm	FILE E 238705
cUL Listed		http://database.ul.com/cgi-bin/XYV/template/LISEXT/1FRAME/index.htm	FILE E 238705
cULus Listed			

Phoenix Contact 2018 © - all rights reserved
<http://www.phoenixcontact.com>

PHOENIX CONTACT GmbH & Co. KG
Flachsmarktstr. 8
32825 Blomberg
Germany
Tel. +49 5235 300
Fax +49 5235 3 41200
<http://www.phoenixcontact.com>