



Chipsmall Limited consists of a professional team with an average of over 10 year of expertise in the distribution of electronic components. Based in Hongkong, we have already established firm and mutual-benefit business relationships with customers from,Europe,America and south Asia,supplying obsolete and hard-to-find components to meet their specific needs.

With the principle of “Quality Parts,Customers Priority,Honest Operation,and Considerate Service”,our business mainly focus on the distribution of electronic components. Line cards we deal with include Microchip,ALPS,ROHM,Xilinx,Pulse,ON,Everlight and Freescale. Main products comprise IC,Modules,Potentiometer,IC Socket,Relay,Connector.Our parts cover such applications as commercial,industrial, and automotives areas.

We are looking forward to setting up business relationship with you and hope to provide you with the best service and solution. Let us make a better world for our industry!



Contact us

Tel: +86-755-8981 8866 Fax: +86-755-8427 6832

Email & Skype: info@chipsmall.com Web: www.chipsmall.com

Address: A1208, Overseas Decoration Building, #122 Zhenhua RD., Futian, Shenzhen, China



Inline terminal - IB IL AO 4/U/0-10-ECO - 2702498

Please be informed that the data shown in this PDF Document is generated from our Online Catalog. Please find the complete data in the user's documentation. Our General Terms of Use for Downloads are valid (<http://phoenixcontact.com/download>)



Inline ECO, Analog output terminal, Analog outputs: 4, 0 V ... 10 V, connection method: 2-wire, transmission speed in the local bus: 500 kbps, including Inline connector

Product Description

The terminal is designed for use within an Inline station. It is used to output analog voltage signals.

The output values are depicted in standardized representation format.

Inline ECO terminals are approved for the temperature range from 0°C to +55°C. The electronics base and Inline connector are supplied as standard.

Why buy this product

- 4 analog output channels
- Connection of actuators in 2-wire technology
- Voltage range: 0 V ... 10 V
- Data format: standardized representation
- Resolution: 12 bits
- Diagnostic indicator



Key Commercial Data

Packing unit	1 STK
GTIN	
GTIN	4055626204475

Technical data

Note

Utilization restriction	EMC: class A product, see manufacturer's declaration in the download area
-------------------------	---

Dimensions

Width	12.2 mm
Height	119.8 mm
Depth	71.5 mm

Inline terminal - IB IL AO 4/U/0-10-ECO - 2702498

Technical data

Ambient conditions

Ambient temperature (operation)	0 °C ... 55 °C (see "Derating" table in the data sheet)
Ambient temperature (storage/transport)	-25 °C ... 85 °C
Permissible humidity (operation)	10 % ... 95 % (according to DIN EN 61131-2)
Permissible humidity (storage/transport)	10 % ... 95 % (according to DIN EN 61131-2)
Air pressure (operation)	70 kPa ... 106 kPa (up to 3000 m above sea level)
Air pressure (storage/transport)	70 kPa ... 106 kPa (up to 3000 m above sea level)
Degree of protection	IP20

General

Mounting type	DIN rail
Net weight	83.5 g
Note on weight specifications	with connector
Diagnostics messages	Failure of the internal I/O supply I/O error message sent to the bus coupler
	Checksum error I/O error message sent to the bus coupler

Interfaces

Designation	Inline local bus
No. of channels	2
Connection method	Inline data jumper
Transmission speed	500 kbps

Inline potentials

Designation	Communications power (U_L)
Supply voltage	7.5 V DC (via voltage jumper)
Current consumption	typ. 60 mA
	max. 70 mA
Designation	Supply of analog modules (U_{ANA})
Supply voltage	24 V DC (via voltage jumper)
Supply voltage range	19.2 V DC ... 30 V DC (including all tolerances, including ripple)
Current consumption	typ. 35 mA
	max. 45 mA
Power consumption	typ. 1.3 W

Analog outputs

Number of outputs	4
Connection technology	2-wire
Note regarding the connection technology	shielded, twisted pair
Output name	Analog outputs
D/A resolution	12 bit
Type of protection	Short-circuit and overload protection
	Transient protection
Protective circuit/component	Electronic

Inline terminal - IB IL AO 4/U/0-10-ECO - 2702498

Technical data

Analog outputs

	Suppressor diode
Data formats	Standardized representation
Representation of output values	16 bits
Process data update	< 10 ms
Voltage output signal	0 V ... 10 V
Load/output load voltage output	> 2 kΩ
Precision	typ. 0.1 %
	max. 0.3 %

Electrical isolation

Test section	Bus logic (local bus, communications power) 500 V AC 50 Hz 1 min.
	Analog I/O 500 V AC 50 Hz 1 min.
	Functional earth ground 500 V AC 50 Hz 1 min.

Standards and Regulations

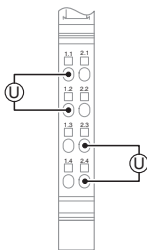
Protection class	III, IEC 61140, EN 61140, VDE 0140-1
------------------	--------------------------------------

Environmental Product Compliance

China RoHS	Environmentally friendly use period: unlimited = EFUP-e
	No hazardous substances above threshold values

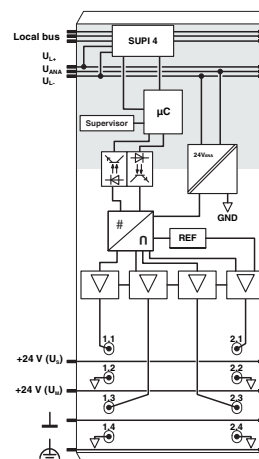
Drawings

Connection diagram



Actuator connection

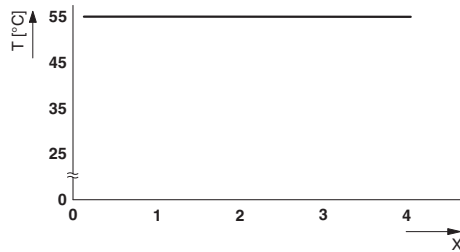
Block diagram



Internal wiring of the terminal points

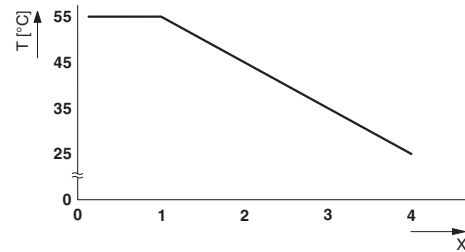
Inline terminal - IB IL AO 4/U/0-10-ECO - 2702498

Diagram



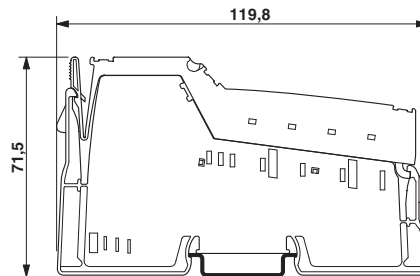
Derating with active convection

Diagram



Derating without active convection

Dimensional drawing



Approvals

Approvals

Approvals

UL Listed / cUL Listed / cULus Listed

Ex Approvals

Approval details

UL Listed		http://database.ul.com/cgi-bin/XYV/template/LISEXT/1FRAME/index.htm	FILE E 238705
-----------	--	---	---------------

cUL Listed		http://database.ul.com/cgi-bin/XYV/template/LISEXT/1FRAME/index.htm	FILE E 238705
------------	--	---	---------------

Inline terminal - IB IL AO 4/U/0-10-ECO - 2702498

Approvals

cULus Listed



Phoenix Contact 2018 © - all rights reserved
<http://www.phoenixcontact.com>

PHOENIX CONTACT GmbH & Co. KG
Flachsmarktstr. 8
32825 Blomberg
Germany
Tel. +49 5235 300
Fax +49 5235 3 41200
<http://www.phoenixcontact.com>