



Chipsmall Limited consists of a professional team with an average of over 10 year of expertise in the distribution of electronic components. Based in Hongkong, we have already established firm and mutual-benefit business relationships with customers from,Europe,America and south Asia,supplying obsolete and hard-to-find components to meet their specific needs.

With the principle of “Quality Parts,Customers Priority,Honest Operation,and Considerate Service”,our business mainly focus on the distribution of electronic components. Line cards we deal with include Microchip,ALPS,ROHM,Xilinx,Pulse,ON,Everlight and Freescale. Main products comprise IC,Modules,Potentiometer,IC Socket,Relay,Connector.Our parts cover such applications as commercial,industrial, and automotives areas.

We are looking forward to setting up business relationship with you and hope to provide you with the best service and solution. Let us make a better world for our industry!



## Contact us

Tel: +86-755-8981 8866 Fax: +86-755-8427 6832

Email & Skype: [info@chipsmall.com](mailto:info@chipsmall.com) Web: [www.chipsmall.com](http://www.chipsmall.com)

Address: A1208, Overseas Decoration Building, #122 Zhenhua RD., Futian, Shenzhen, China



## Device terminal block - G 5/ 4-EX - 2703185

Please be informed that the data shown in this PDF Document is generated from our Online Catalog. Please find the complete data in the user's documentation. Our General Terms of Use for Downloads are valid (<http://phoenixcontact.com/download>)




Device terminal block, for direct mounting, 4-pos.

The figure shows a combination of versions G 5/2, G 5/3 and G 5/4



### Key Commercial Data

|              |   |
|--------------|---|
| Packing unit | 50 STK  |
| GTIN         | <br>4 017918 108762 |
| GTIN         | 4017918108762   |

### Technical data

#### General

|   |   |
|---|---|
| Number of positions                             | 4   |
| Number of levels                                | 1   |
| Number of connections                           | 8   |
| Potentials                                      | 4   |
| Nominal cross section                           | 4 mm <sup>2</sup>                                     |
| Color   | gray  |
| Insulating material                             | PA  |
| Flammability rating according to UL 94          | V0  |
| Rated surge voltage                             | 6 kV  |
| Degree of pollution                             | 3   |
| Overvoltage category                            | III   |
| Insulating material group                       | I   |
| Maximum power dissipation for nominal condition | 1.02 W  |
| Ambient temperature (operation)                 | -40 °C ... 80 °C                                      |
| Maximum load current                            | 32 A (with 4 mm <sup>2</sup> conductor cross section) |

# Device terminal block - G 5/ 4-EX - 2703185

## Technical data

### General

|   |             |
|---|-------------|
| Nominal current $I_N$   | 30 A        |
| Nominal voltage $U_N$   | 275 V       |
| Open side panel   | No          |
| Relative insulation material temperature index (Elec., UL 746 B)        | 130 °C      |
| Temperature index of insulation material (DIN EN 60216-1 (VDE 0304-21)) | 130 °C      |
| Static insulating material application in cold                          | -60 °C      |
| Behavior in fire for rail vehicles (DIN 5510-2)                         | Test passed |
| Flame test method (DIN EN 60695-11-10)                                  | V0          |
| Oxygen index (DIN EN ISO 4589-2)  | >32 %       |
| NF F16-101, NF F10-102 Class I  | 2           |
| NF F16-101, NF F10-102 Class F  | 2           |
| Surface flammability NFPA 130 (ASTM E 162)                              | passed      |
| Specific optical density of smoke NFPA 130 (ASTM E 662)                 | passed      |
| Smoke gas toxicity NFPA 130 (SMP 800C)                                  | passed      |
| Calorimetric heat release NFPA 130 (ASTM E 1354)                        | 28 MJ/kg    |
| Fire protection for rail vehicles (DIN EN 45545-2) R22                  | HL 1 - HL 3 |
| Fire protection for rail vehicles (DIN EN 45545-2) R23                  | HL 1 - HL 3 |
| Fire protection for rail vehicles (DIN EN 45545-2) R24                  | HL 1 - HL 3 |
| Fire protection for rail vehicles (DIN EN 45545-2) R26                  | HL 1 - HL 3 |

### Dimensions

|        |       |
|--------|-------|
| Width  | 38 mm |
| Length | 22 mm |
| Height | 24 mm |

### Connection data

|  |                         |
|--|-------------------------|
| Connection method  | Screw connection        |
| Connection in acc. with standard   | IEC 60947-7-1/IEC 60998 |
| Conductor cross section solid min.   | 0.2 mm <sup>2</sup>     |
| Conductor cross section solid max.   | 4 mm <sup>2</sup>       |
| Conductor cross section AWG min.   | 24                      |
| Conductor cross section AWG max.   | 12                      |
| Conductor cross section flexible min.                                      | 0.2 mm <sup>2</sup>     |
| Conductor cross section flexible max.                                      | 4 mm <sup>2</sup>       |
| Min. AWG conductor cross section, flexible                                 | 24                      |
| Max. AWG conductor cross section, flexible                                 | 12                      |
| Conductor cross section flexible, with ferrule without plastic sleeve min. | 0.25 mm <sup>2</sup>    |
| Conductor cross section flexible, with ferrule without plastic sleeve max. | 4 mm <sup>2</sup>       |
| Conductor cross section flexible, with ferrule with plastic sleeve min.    | 0.25 mm <sup>2</sup>    |
| Conductor cross section flexible, with ferrule with plastic sleeve max.    | 2.5 mm <sup>2</sup>     |
| 2 conductors with same cross section, solid min.                           | 0.2 mm <sup>2</sup>     |



# Device terminal block - G 5/ 4-EX - 2703185

## Technical data

### Connection data

|   |                      |
|---|----------------------|
| 2 conductors with same cross section, solid max.  | 1.5 mm <sup>2</sup>  |
| 2 conductors with same cross section, stranded min.                                     | 0.2 mm <sup>2</sup>  |
| 2 conductors with same cross section, stranded max.                                     | 1.5 mm <sup>2</sup>  |
| 2 conductors with same cross section, stranded, TWIN ferrules with plastic sleeve, min. | 0.5 mm <sup>2</sup>  |
| 2 conductors with same cross section, stranded, TWIN ferrules with plastic sleeve, max. | 1 mm <sup>2</sup>    |
| 2 conductors with same cross section, stranded, ferrules without plastic sleeve, min.   | 0.25 mm <sup>2</sup> |
| 2 conductors with same cross section, stranded, ferrules without plastic sleeve, max.   | 1.5 mm <sup>2</sup>  |
| Stripping length  | 8 mm                 |
| Internal cylindrical gage   | A3                   |
| Screw thread  | M3                   |
| Tightening torque, min  | 0.6 Nm               |
| Tightening torque max   | 0.8 Nm               |

### Standards and Regulations

|  |   |
|--|---|
| Connection in acc. with standard                       | IEC 60947-7-1/IEC 60998                         |
| Flammability rating according to UL 94                 | V0  |
| Fire protection for rail vehicles (DIN EN 45545-2) R22 | HL 1 - HL 3 HL 1 - HL 3 HL 1 - HL 3 HL 1 - HL 3 |
| Fire protection for rail vehicles (DIN EN 45545-2) R23 | HL 1 - HL 3 HL 1 - HL 3 HL 1 - HL 3 HL 1 - HL 3 |
| Fire protection for rail vehicles (DIN EN 45545-2) R24 | HL 1 - HL 3 HL 1 - HL 3 HL 1 - HL 3 HL 1 - HL 3 |
| Fire protection for rail vehicles (DIN EN 45545-2) R26 | HL 1 - HL 3 HL 1 - HL 3 HL 1 - HL 3 HL 1 - HL 3 |

### Environmental Product Compliance

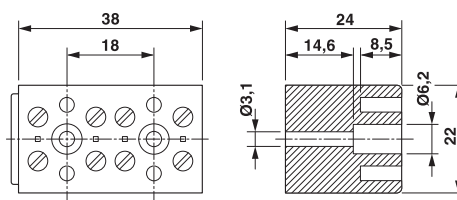
|            |   |
|------------|---|
| REACH SVHC | Lead 7439-92-1  |
| China RoHS | Environmentally Friendly Use Period = 50  |
|            | For details about hazardous substances go to tab "Downloads", Category "Manufacturer's declaration" |

## Drawings

Circuit diagram



Dimensional drawing



## Approvals

### Approvals

## Device terminal block - G 5/ 4-EX - 2703185

### Approvals


#### Approvals


EAC / CSA / UL Recognized / cUL Recognized / cULus Recognized


#### Ex Approvals


ATEX / IECEx / EAC Ex

#### Approval details

|     |   |               |
|-----|---|---------------|
| EAC |  | EAC-Zulassung |
|-----|---|---------------|

|                    |   |   |       |
|--------------------|---|---|-------|
| CSA                |  | <a href="http://www.csagroup.org/services-industries/product-listing/">http://www.csagroup.org/services-industries/product-listing/</a> | 13631 |
| Nominal voltage UN |   | 300 V   |       |
| Nominal current IN |   | 30 A  |       |
| mm²/AWG/kcmil      |   | 26-10   |       |

|                    |   |   |              |
|--------------------|---|---|--------------|
| UL Recognized      |  | <a href="http://database.ul.com/cgi-bin/XYV/template/LISEXT/1FRAME/index.htm">http://database.ul.com/cgi-bin/XYV/template/LISEXT/1FRAME/index.htm</a> | FILE E 60425 |
| Nominal voltage UN |   | 300 V   |              |
| Nominal current IN |   | 30 A  |              |
| mm²/AWG/kcmil      |   | 26-10   |              |

|                    |   |   |              |
|--------------------|---|---|--------------|
| cUL Recognized     |  | <a href="http://database.ul.com/cgi-bin/XYV/template/LISEXT/1FRAME/index.htm">http://database.ul.com/cgi-bin/XYV/template/LISEXT/1FRAME/index.htm</a> | FILE E 60425 |
| Nominal voltage UN |   | 300 V   |              |
| Nominal current IN |   | 30 A  |              |
| mm²/AWG/kcmil      |   | 26-10   |              |

|                  |   |
|------------------|---|
| cULus Recognized |  |
|------------------|---|

Phoenix Contact 2018 © - all rights reserved  
<http://www.phoenixcontact.com>

PHOENIX CONTACT GmbH & Co. KG  
Flachsmarktstr. 8  
32825 Blomberg  
Germany  
Tel. +49 5235 300  
Fax +49 5235 3 41200  
<http://www.phoenixcontact.com>