



Chipsmall Limited consists of a professional team with an average of over 10 year of expertise in the distribution of electronic components. Based in Hongkong, we have already established firm and mutual-benefit business relationships with customers from,Europe,America and south Asia,supplying obsolete and hard-to-find components to meet their specific needs.

With the principle of “Quality Parts,Customers Priority,Honest Operation,and Considerate Service”,our business mainly focus on the distribution of electronic components. Line cards we deal with include Microchip,ALPS,ROHM,Xilinx,Pulse,ON,Everlight and Freescale. Main products comprise IC,Modules,Potentiometer,IC Socket,Relay,Connector.Our parts cover such applications as commercial,industrial, and automotives areas.

We are looking forward to setting up business relationship with you and hope to provide you with the best service and solution. Let us make a better world for our industry!



Contact us

Tel: +86-755-8981 8866 Fax: +86-755-8427 6832

Email & Skype: info@chipsmall.com Web: www.chipsmall.com

Address: A1208, Overseas Decoration Building, #122 Zhenhua RD., Futian, Shenzhen, China




IB ST 24 AO 4/BP

Order No.: 2752521

<http://eshop.phoenixcontact.de/phoenix/treeViewClick.do?UID=2752521>

INTERBUS-ST analog output module, D/A resolution 13-bit, 4 outputs, -10 V to +10 V, consisting of: Terminal part with screw connection and module electronics

Commercial data

GTIN (EAN)	
sales group	K402
Pack	1 pcs.
Customs tariff	85389091
Catalog page information	Page 341 (AX-2009)

<http://www.download.phoenixcontact.com>
Please note that the data given here has been taken from the online catalog. For comprehensive information and data, please refer to the user documentation. The General Terms and Conditions of Use apply to Internet downloads.

Product description

INTERBUS ST analog output modules

These INTERBUS analog output modules can be used to connect all actuators which work with the standardized voltage or current ranges 0-10 V or 0 (4) - 20 mA or -10 V to +10 V.

- Both signals are made available simultaneously for all channels, so that "current" and "voltage" actuators can be mixed.
- All commercially available actuators can be connected without additional interconnecting terminals.
- Diagnostic LEDs provide information on the operating status at any time.
- All modules can be individually labeled on the large pull-out labeling field. The insert cards can be prepared by hand, or by plotter or printer.

- In the event of failure or malfunction, the electronics of the module can be easily replaced. The passive termination block remains mounted on the rail. This means that the replacement process can be carried out in a just a few seconds and without the need for tools.

- The fuses are accessible from outside, so that a fault can be cleared quickly.

- The connection to protective earth ground is made directly via the DIN rail.

- The conventional labeling materials (Zack strip ZB-6, etc.) can be used to label the termination blocks.

Technical data

Interfaces

Interface	ST local bus
Type of connection	ST local bus connector

Power supply

Communications power U_L	9 V DC (from the ST local bus)
Typical current consumption	150 mA (at U_S)
I/O voltage	± 24 V DC 5 % (ripple)
Peripherals voltage range	18.5 V DC ... 30.2 V DC
Max. power consumption from the local bus	130 mA (from the ST local bus)
	100 mA (from the ST local bus)

Electrical isolation

Test section	Bus/Outputs 500 V AC 50 Hz 1 min
	Supply voltage/Outputs 500 V AC 50 Hz 1 min
	Supply voltage/Ground conductor 500 V AC 50 Hz 1 min
	I/O voltage/Ground conductor 500 V AC 50 Hz 1 min

Outputs

No. of channels	4
Connection method	2-wire
Type of connection	Screw connection
Voltage output signal	0 V ... 10 V (max. 5 mA)
Load/output load voltage output	> 2 k Ω
Basic error limit	0.05 %
Representation of output values	16 bit complement on two
Transmission of output values from the control system	All channels simultaneously in 4 process data words
DAC resolution	12 Bit
Process data update	1 ms (incl. slew rate)

General data

Weight	600 g
Width	118 mm
Height	117 mm
Length	116 mm

Certificates / Approvals



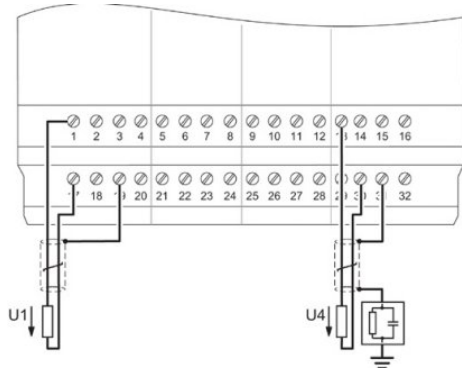
Certification CUL, GOST, UL

Accessories

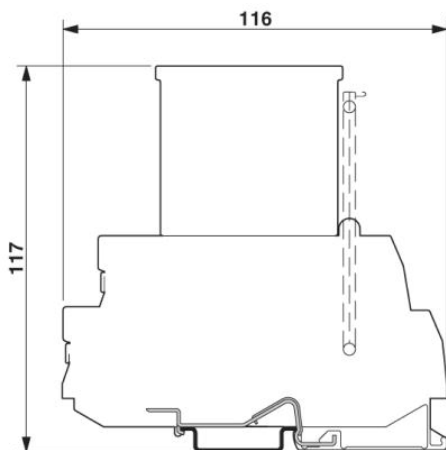
Item	Designation	Description
Bridges		
2836269	EB 84 IB ST BU	Insertion bridges, divisible, isolated comb spine, color blue, 84-pos.
2836272	EB 84 IB ST RD	Insertion bridges, divisible, isolated comb spine, color red, 84-pos.
Cable/conductor		
2836492	IB ST LBC	Spare local bus cable, for INTERBUS-ST modules
Fuse		
2753478	IBS TR5 0,4AT	Replacement fuse, for INTERBUS-ST modules
Replacement module electronics		
2750206	IB STME 24 AO 4/BP	Replacement module electronics for IB ST (ZF) 24 AO 4/BP

Diagrams/Drawings

Connection diagram



Dimensioned drawing



Address

PHOENIX CONTACT Deutschland GmbH
Flachmarktstr. 8
32825 Blomberg, Germany
Phone +49 5235 3 12000
Fax +49 5235 3 41200
<http://www.phoenixcontact.de>



© 2011 Phoenix Contact
Technical modifications reserved;