



Chipsmall Limited consists of a professional team with an average of over 10 year of expertise in the distribution of electronic components. Based in Hongkong, we have already established firm and mutual-benefit business relationships with customers from,Europe,America and south Asia,supplying obsolete and hard-to-find components to meet their specific needs.

With the principle of “Quality Parts,Customers Priority,Honest Operation,and Considerate Service”,our business mainly focus on the distribution of electronic components. Line cards we deal with include Microchip,ALPS,ROHM,Xilinx,Pulse,ON,Everlight and Freescale. Main products comprise IC,Modules,Potentiometer,IC Socket,Relay,Connector.Our parts cover such applications as commercial,industrial, and automotives areas.

We are looking forward to setting up business relationship with you and hope to provide you with the best service and solution. Let us make a better world for our industry!



Contact us

Tel: +86-755-8981 8866 Fax: +86-755-8427 6832

Email & Skype: info@chipsmall.com Web: www.chipsmall.com

Address: A1208, Overseas Decoration Building, #122 Zhenhua RD., Futian, Shenzhen, China



Thermomagnetic device circuit breaker - CB TM1 3A F1 P - 2800860

Please be informed that the data shown in this PDF Document is generated from our Online Catalog. Please find the complete data in the user's documentation. Our General Terms of Use for Downloads are valid (<http://download.phoenixcontact.com>)



Thermomagnetic device circuit breaker, 1-pos., tripping characteristic F1 (fast-blow), 1 PDT contact, plug for base element.

The figure shows the CB TM1 0.5A F1 P version

Why buy this product

- Compact design with precise nominal current levels
- Modular expansion possible thanks to the uniform, plug-in housing concept
- Sophisticated remote signaling concept enables monitoring from any location
- Supply/remote signaling can be bridged with CLIPLINE complete accessories



Key commercial data

| | |
|------------------------|---|
| Packing unit | 0 |
| Minimum order quantity | 1 |
| GTIN |  4 046356 690201 |
| Custom tariff number | 85363010 |
| Country of origin | GERMANY |

Technical data

General

| | |
|---|---|
| Installation instructions | When mounted in rows, the nominal device current can be limited to just 80% or must be overdimensioned accordingly. |
| Height | 45 mm |
| Width | 12.3 mm |
| Depth | 52 mm |
| Höhe Kompletmodul | 90 mm |
| Breite Kompletmodul | 12.3 mm |
| Tiefe Kompletmodul | 77.3 mm |
| Ambient temperature (operation) | -30 °C ... 60 °C |
| Ambient temperature (storage/transport) | -40 °C ... 80 °C |

Thermomagnetic device circuit breaker - CB TM1 3A F1 P - 2800860

Technical data

General

| | |
|---|-----------------------|
| Inflammability class according to UL 94 | V0 |
| Degree of protection | IP30 (Actuation area) |
| Mounting type | On base element |
| Color | gray |
| Number of positions | 1 |
| Insulating material group | II |
| Pollution degree | 2 |
| Design | Male |

Technical data

| | |
|--|---|
| Fuse type | fast blow |
| Rated surge voltage | 2.5 kV (Increased insulation in actuation area) |
| Rated voltage | 240 V AC (U _e according to IEC 60934) |
| Rated voltage | 277 V AC (UL 1077) |
| Rated voltage | 277 V AC (UL 508 - with plug-in base) |
| Rated voltage | 50 V DC (IEC 60934) |
| Rated voltage | 50 V DC (UL 1077) |
| Rated voltage | 50 V DC (UL 508 - with plug-in base) |
| Rated current I _n | 3 A (IEC 60934) |
| Rated current I _n | 3 A AC (inductive load according to UL 1077) |
| Rated current I _n | 3 A DC (low-induction load according to UL 1077) |
| Rated current I _n | 3 A AC (inductive load according to UL 508 - with plug-in base) |
| Rated current I _n | 3 A DC (low-induction load according to UL 508 - with plug-in base) |
| Rated insulation voltage U _i | 277 V AC (UL 1077) |
| Rated insulation voltage U _i | 250 V AC (IEC 60934) |
| Insulation resistance R _{iso} : | > 100 MΩ (500 V DC) |
| Auxiliary circuit | 277 V AC / 0.5 A (Low-induction) |
| Auxiliary circuit | 277 V AC / 1 A (Low-induction, maximum of 2000 cycles) |
| Auxiliary circuit | 50 V DC / 1 A (Low-induction) |
| Type of actuation | S type |
| Tripping method | TM (thermomagnetic) |
| Tripping level | Trip-free mechanism (positive) |
| Required backup fuse | 15 A |
| Rated short-circuit switching capacity I _{cn} | 300 A (240 V AC) |
| Rated short-circuit switching capacity I _{cn} | 600 A (50 V DC) |
| Dielectric strength | 3000 V AC (Actuation area) |
| Dielectric strength | 1500 V AC (Main to auxiliary circuit) |
| Dielectric strength | 1500 V AC (Open main circuit) |
| Dielectric strength | 1000 V AC (Open auxiliary circuit) |
| Voltage drop | 0.42 V (at 1 x I _n) |
| Cycles, max. | 6000 (at 1 x I _n) |

Thermomagnetic device circuit breaker - CB TM1 3A F1 P - 2800860

Technical data

Technical data

| | |
|--------------|-------|
| Contact type | 1 PDT |
|--------------|-------|

Standards

| | |
|------------------------------|----------------------|
| Standard - Electrical safety | EN 60934 |
| Standard - Electrical safety | UL 1077 |
| Standard - Electrical safety | UL 508 |
| Standard - Electrical safety | CSA 22.2 No. 235-041 |

Classifications

ETIM

| | |
|----------|----------|
| ETIM 3.0 | EC000899 |
| ETIM 4.0 | EC000899 |
| ETIM 5.0 | EC000899 |

UNSPSC

| | |
|---------------|----------|
| UNSPSC 11 | 39121411 |
| UNSPSC 12.01 | 39121411 |
| UNSPSC 13.2 | 39121411 |
| UNSPSC 6.01 | 30211812 |
| UNSPSC 7.0901 | 39121411 |

eCl@ss

| | |
|------------|----------|
| eCl@ss 4.0 | 27141116 |
| eCl@ss 4.1 | 27141116 |
| eCl@ss 5.0 | 27141116 |
| eCl@ss 5.1 | 27141116 |
| eCl@ss 6.0 | 27141116 |
| eCl@ss 7.0 | 27141116 |

Approvals

Approvals

Approvals

VDE Zeichengenehmigung / UL Recognized / cUL Recognized / cULus Recognized


Ex Approvals


Approvals submitted


Thermomagnetic device circuit breaker - CB TM1 3A F1 P - 2800860


Approvals

Approval details

VDE Zeichengenehmigung 

UL Recognized 

cUL Recognized 

cULus Recognized 

Accessories

Accessories

Bridges

Plug-in bridge - FBS 2-6 - 3030336



Plug-in bridge, Number of positions: 2, Color: red

Plug-in bridge - FBS 3-6 - 3030242



Plug-in bridge, Number of positions: 3, Color: red

Thermomagnetic device circuit breaker - CB TM1 3A F1 P - 2800860

Accessories

Plug-in bridge - FBS 4-6 - 3030255



Plug-in bridge, Number of positions: 4, Color: red

Plug-in bridge - FBS 5-6 - 3030349



Plug-in bridge, Number of positions: 5, Color: red

Plug-in bridge - FBS 10-6 - 3030271



Plug-in bridge, Number of positions: 10, Color: red

Plug-in bridge - FBS 20-6 - 3030365



Plug-in bridge, Number of positions: 20, Color: red

Plug-in bridge - FBS 50-6 - 3032224



Plug-in bridge, Number of positions: 50, Color: red

Marking

Thermomagnetic device circuit breaker - CB TM1 3A F1 P - 2800860

Accessories

Zack Marker strip, flat - ZBF 12:UNBEDRUCKT - 0809735



Zack Marker strip, flat, Strip, white, Unlabeled, Can be labeled with: Plotter, Mounting type: Snap into flat marker groove, For terminal block width: 12 mm, Lettering field: 5.15 x 12.15 mm

Zack Marker strip, flat - ZBF 12 CUS - 0825018



Zack Marker strip, flat, Can be ordered: Strip, white, Labeled according to customer specifications, Mounting type: Snap into flat marker groove, For terminal block width: 12 mm, Lettering field: 5.15 x 12.15 mm

Tools

Cable-cutting tool - CUTFOX-FBS - 1212124



Cutting tool, for separating individual jumper bars from FBS ... plug-in bridges and EB ... insertion bridges

Jumper - CB PT BRIDGE - 2801014



Bridge plugs for the CB 1/6-2/4 PT-BE base element

Additional products

Base element - CB 1/6-2/4 PT-BE - 2800929

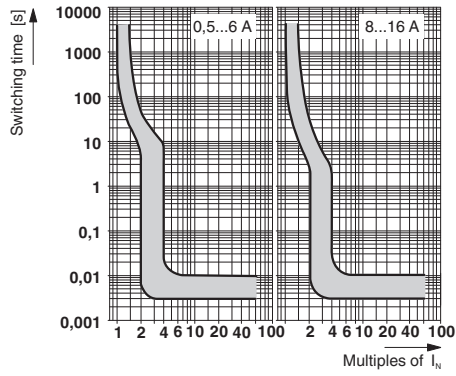


Base element with push-in connection technology for CB ... device circuit breakers

Drawings

Thermomagnetic device circuit breaker - CB TM1 3A F1 P - 2800860

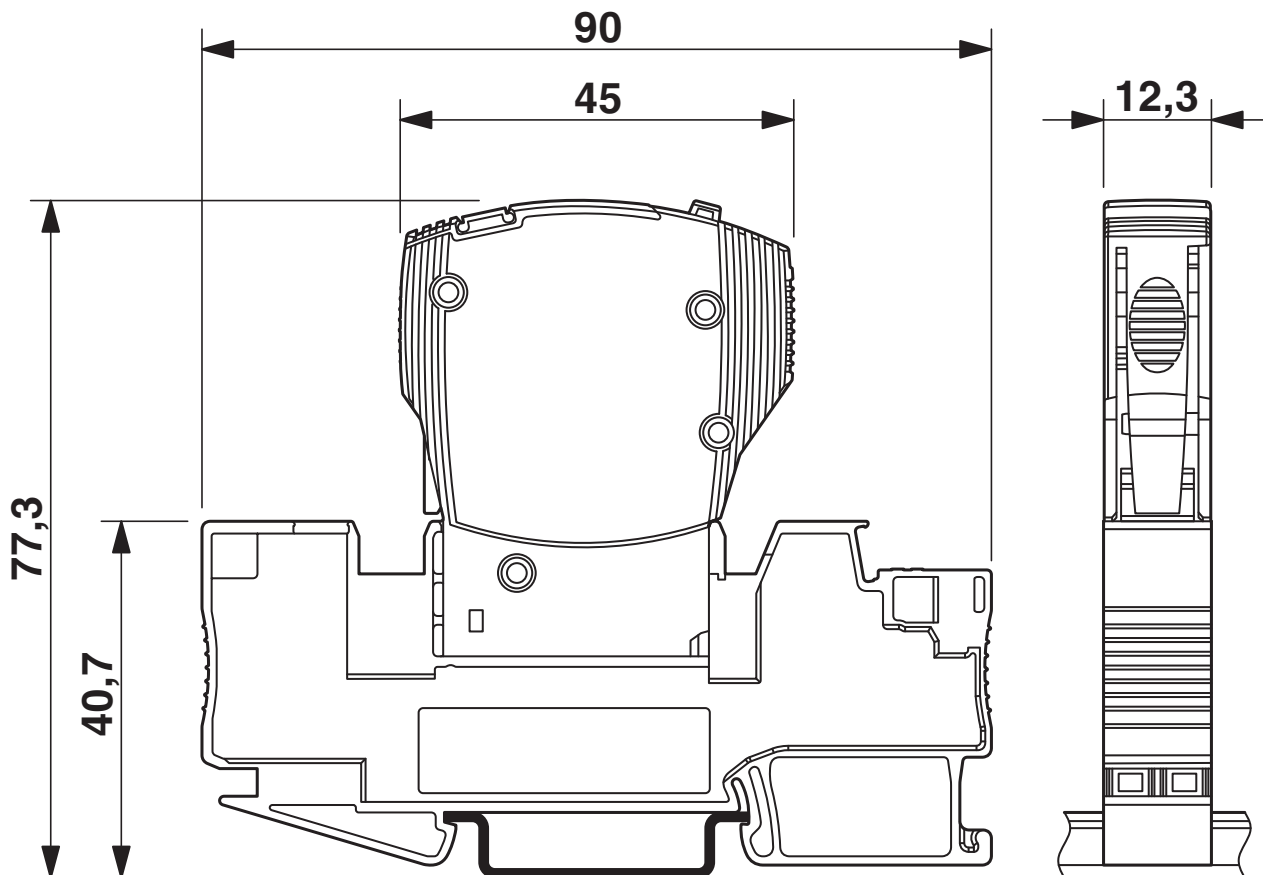
Diagram



Trigger characteristic in the DC range

Thermomagnetic device circuit breaker - CB TM1 3A F1 P - 2800860

Dimensioned drawing



The figure shows the complete module consisting of a base element and connector

