



Chipsmall Limited consists of a professional team with an average of over 10 year of expertise in the distribution of electronic components. Based in Hongkong, we have already established firm and mutual-benefit business relationships with customers from,Europe,America and south Asia,supplying obsolete and hard-to-find components to meet their specific needs.

With the principle of “Quality Parts,Customers Priority,Honest Operation,and Considerate Service”,our business mainly focus on the distribution of electronic components. Line cards we deal with include Microchip,ALPS,ROHM,Xilinx,Pulse,ON,Everlight and Freescale. Main products comprise IC,Modules,Potentiometer,IC Socket,Relay,Connector.Our parts cover such applications as commercial,industrial, and automotives areas.

We are looking forward to setting up business relationship with you and hope to provide you with the best service and solution. Let us make a better world for our industry!



## Contact us

Tel: +86-755-8981 8866 Fax: +86-755-8427 6832

Email & Skype: info@chipsmall.com Web: www.chipsmall.com

Address: A1208, Overseas Decoration Building, #122 Zhenhua RD., Futian, Shenzhen, China



# Thermomagnetic device circuit breaker - CB TM2 6A SFB P - 2800874

Please be informed that the data shown in this PDF Document is generated from our Online Catalog. Please find the complete data in the user's documentation. Our General Terms of Use for Downloads are valid (<http://download.phoenixcontact.com>)



Thermomagnetic device circuit breaker, 2-pos., tripping characteristic SFB, 2 PDT contacts, plug for base element.

The figure shows the CB TM2 0.5A SFB P version

## Product description

Thermomagnetic device circuit breaker



## Key commercial data

|                        |   |
|------------------------|---|
| Packing unit           | 0   |
| Minimum order quantity | 1   |
| GTIN                   | <br>4 046356 690393 |
| Custom tariff number   | 85363010  |
| Country of origin      | GERMANY   |

## Technical data

### General

|   |   |
|---|---|
| Installation instructions               | When mounted in rows, the nominal device current can be limited to just 80% or must be oversized accordingly. |
| Height                                  | 45 mm   |
| Width                                   | 24.6 mm   |
| Depth                                   | 52 mm   |
| Ambient temperature (operation)         | -30 °C ... 60 °C  |
| Ambient temperature (storage/transport) | -40 °C ... 80 °C  |
| Inflammability class according to UL 94 | V0  |
| Degree of protection                    | IP30 (Actuation area)   |
| Mounting type                           | On base element   |
| Color                                   | gray  |
| Number of positions                     | 2   |
| Insulating material group               | II  |
| Pollution degree                        | 2   |

# Thermomagnetic device circuit breaker - CB TM2 6A SFB P - 2800874

## Technical data

### Technical data

|  |   |
|--|---|
| Fuse type  | SFB   |
| Rated surge voltage                                    | 2.5 kV (Increased insulation in actuation area)                     |
| Rated voltage  | 240 V AC (U <sub>e</sub> according to IEC 60934)                    |
| Rated voltage  | 277 V AC (UL 1077)  |
| Rated voltage  | 277 V AC (UL 508 - with plug-in base)                               |
| Rated voltage  | 80 V DC (IEC 60934)   |
| Rated voltage  | 80 V DC (UL 1077)   |
| Rated voltage  | 80 V DC (UL 508 - with plug-in base)                                |
| Rated current I <sub>n</sub>                           | 6 A (IEC 60934)   |
| Rated current I <sub>n</sub>                           | 6 A AC (inductive load according to UL 1077)                        |
| Rated current I <sub>n</sub>                           | 6 A DC (low-induction load according to UL 1077)                    |
| Rated current I <sub>n</sub>                           | 6 A AC (inductive load according to UL 508 - with plug-in base)     |
| Rated current I <sub>n</sub>                           | 6 A DC (low-induction load according to UL 508 - with plug-in base) |
| Rated insulation voltage U <sub>i</sub>                | 277 V AC (UL 1077)  |
| Rated insulation voltage U <sub>i</sub>                | 250 V AC (IEC 60934)  |
| Insulation resistance R <sub>iso</sub> :               | > 100 MΩ (500 V DC)   |
| Auxiliary circuit                                      | 277 V AC / 0.5 A (Low-induction)                                    |
| Auxiliary circuit                                      | 277 V AC / 1 A (Low-induction, maximum of 2000 cycles)              |
| Auxiliary circuit                                      | 50 V DC / 1 A (Low-induction)                                       |
| Type of actuation                                      | S type  |
| Tripping method  | TM (thermomagnetic)   |
| Tripping level   | Trip-free mechanism (positive)                                      |
| Required backup fuse                                   | ≥ 24 A  |
| Rated short-circuit switching capacity I <sub>cn</sub> | 400 A (240 V AC)  |
| Rated short-circuit switching capacity I <sub>cn</sub> | 600 A (80 V DC)   |
| Dielectric strength                                    | 3000 V AC (Actuation area)  |
| Dielectric strength                                    | 1500 V AC (Main to auxiliary circuit)                               |
| Dielectric strength                                    | 1500 V AC (Open main circuit)                                       |
| Dielectric strength                                    | 1000 V AC (Open auxiliary circuit)                                  |
| Dielectric strength                                    | 1500 V AC (Position to position)                                    |
| Voltage drop   | 0.29 V (at 1 x I <sub>n</sub> )                                     |
| Cycles, max.   | 6000 (240 V AC/1 x I <sub>n</sub> )                                 |
| Cycles, max.   | 3000 (80 V DC/1 x I <sub>n</sub> )                                  |
| Contact type   | 2 PDT   |

### Standards

|                              |                      |
|------------------------------|----------------------|
| Standard - Electrical safety | EN 60934             |
| Standard - Electrical safety | UL 1077              |
| Standard - Electrical safety | UL 508               |
| Standard - Electrical safety | CSA 22.2 No. 235-041 |

# Thermomagnetic device circuit breaker - CB TM2 6A SFB P - 2800874

## Classifications

### ETIM

|          |          |
|----------|----------|
| ETIM 3.0 | EC000899 |
| ETIM 4.0 | EC000899 |
| ETIM 5.0 | EC000899 |

### UNSPSC

|               |          |
|---------------|----------|
| UNSPSC 11     | 39121411 |
| UNSPSC 12.01  | 39121411 |
| UNSPSC 13.2   | 39121411 |
| UNSPSC 6.01   | 30211812 |
| UNSPSC 7.0901 | 39121411 |

### eCl@ss

|            |          |
|------------|----------|
| eCl@ss 4.0 | 27141116 |
| eCl@ss 4.1 | 27141116 |
| eCl@ss 5.0 | 27141116 |
| eCl@ss 5.1 | 27141116 |
| eCl@ss 6.0 | 27141116 |
| eCl@ss 7.0 | 27141116 |

## Approvals

### Approvals

---

#### Approvals

VDE Zeichengenehmigung / UL Recognized / cUL Recognized / cULus Recognized

---

#### Ex Approvals

---

#### Approvals submitted

---


### Approval details


|  |
|--|
| VDE Zeichengenehmigung  |
|--|

|   |
|---|
| UL Recognized  |
|---|

# Thermomagnetic device circuit breaker - CB TM2 6A SFB P - 2800874

## Approvals

cUL Recognized 

cULus Recognized 

## Accessories

### Additional products

Base element - CB 1/6-2/4 PT-BE - 2800929



Base element with push-in connection technology for CB ... device circuit breakers

Jumper - CB PT BRIDGE - 2801014



Bridge plugs for the CB 1/6-2/4 PT-BE base element

Plug-in bridge - FBS 2-6 - 3030336



Plug-in bridge, Number of positions: 2, Color: red

Plug-in bridge - FBS 3-6 - 3030242



Plug-in bridge, Number of positions: 3, Color: red

# Thermomagnetic device circuit breaker - CB TM2 6A SFB P - 2800874

## Accessories

Plug-in bridge - FBS 4-6 - 3030255



Plug-in bridge, Number of positions: 4, Color: red

---

Plug-in bridge - FBS 5-6 - 3030349



Plug-in bridge, Number of positions: 5, Color: red

---

Plug-in bridge - FBS 10-6 - 3030271



Plug-in bridge, Number of positions: 10, Color: red

---

Plug-in bridge - FBS 20-6 - 3030365



Plug-in bridge, Number of positions: 20, Color: red

---

Plug-in bridge - FBS 50-6 - 3032224



Plug-in bridge, Number of positions: 50, Color: red

---

# Thermomagnetic device circuit breaker - CB TM2 6A SFB P - 2800874

## Accessories

Cable-cutting tool - CUTFOX-FBS - 1212124

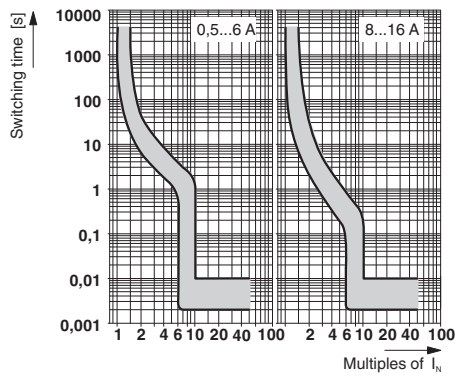


Cutting tool, for separating individual jumper bars from FBS ... plug-in bridges and EB ... insertion bridges

---

## Drawings

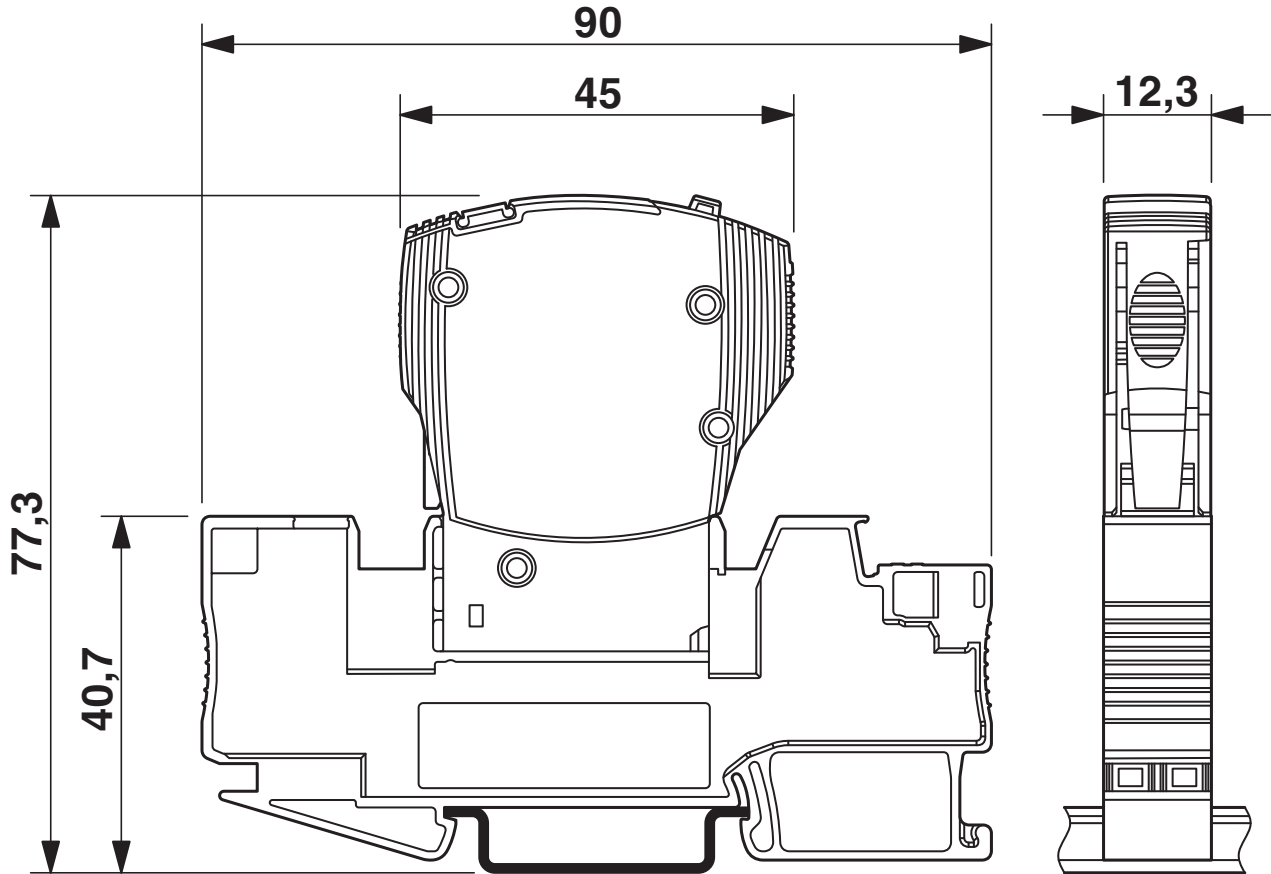
### Diagram



Trigger characteristic in the DC range

# Thermomagnetic device circuit breaker - CB TM2 6A SFB P - 2800874

Dimensioned drawing



The figure shows the complete module consisting of a base element and connector



