



Chipsmall Limited consists of a professional team with an average of over 10 year of expertise in the distribution of electronic components. Based in Hongkong, we have already established firm and mutual-benefit business relationships with customers from,Europe,America and south Asia,supplying obsolete and hard-to-find components to meet their specific needs.

With the principle of "Quality Parts,Customers Priority,Honest Operation,and Considerate Service",our business mainly focus on the distribution of electronic components. Line cards we deal with include Microchip,ALPS,ROHM,Xilinx,Pulse,ON,Everlight and Freescale. Main products comprise IC,Modules,Potentiometer,IC Socket,Relay,Connector.Our parts cover such applications as commercial,industrial, and automotives areas.

We are looking forward to setting up business relationship with you and hope to provide you with the best service and solution. Let us make a better world for our industry!



Contact us

Tel: +86-755-8981 8866 Fax: +86-755-8427 6832

Email & Skype: info@chipsmall.com Web: www.chipsmall.com

Address: A1208, Overseas Decoration Building, #122 Zhenhua RD., Futian, Shenzhen, China



Lightning/surge arrester type 1/2 - VAL-MS-T1/T2 1000DC-PV/2+V - 2801160

Please be informed that the data shown in this PDF Document is generated from our Online Catalog. Please find the complete data in the user's documentation. Our General Terms of Use for Downloads are valid (<http://phoenixcontact.com/download>)




Lightning/surge arrester for 2-pos. isolated 1000 V DC voltage systems, for DIN rail mounting, 3-pos. base element, three plug-in temperature-monitored protective elements, status message on each plug.

Why buy this product

- ✓ Increased safety, thanks to compliance with standard EN 50539-11
- ✓ Reliable contact, thanks to integrated rotating latch
- ✓ Easy replacement, thanks to plug-in arresters
- ✓ Optimum inverter protection, thanks to low protection level
- ✓ Efficient replacement of defective plugs, thanks to visual status indicator
- ✓ Protection against mismatching, thanks to keyed plugs and base elements
- ✓ Always the right arrester, thanks to universal type 1/type 2 protective components



Key Commercial Data

Packing unit	1 STK
GTIN	 4 046356 714334
GTIN	4046356714334

Technical data

Dimensions

Height	90 mm
Width	53.4 mm
Depth	65.5 mm
Horizontal pitch	3 Div.

Ambient conditions

Degree of protection	IP20 (only when all terminal points are used)
Ambient temperature (operation)	-40 °C ... 80 °C

Lightning/surge arrester type 1/2 - VAL-MS-T1/T2 1000DC-PV/2+V - 2801160

Technical data

Ambient conditions

Ambient temperature (storage/transport)	-40 °C ... 80 °C
Altitude	≤ 2000 m (amsl (above mean sea level))
Permissible humidity (operation)	5 % ... 95 %
Shock (operation)	60g (Half sine/11 ms/3x #X#Y#Z)
Vibration (operation)	7.5g (5-500 Hz/2.5 h/XYZ)

General

IEC test classification	PV I / II
	PV T1 / T2
EN type	T1 / T2
SPD failure behavior	OCM (Open-circuit mode)
Connection configuration	Y configuration
Installation location	Inside
Accessibility	Accessible
Installation location of the disconnect device	Internal
Mode of protection	(L+) - (L-)
	(L+) - PE
	(L-) - PE
Mounting type	DIN rail: 35 mm
Color	jet black RAL 9005
Housing material	PA 6.6-FR
	PBT-FR
Degree of pollution	2
Distance between live and grounded parts	8 mm
Flammability rating according to UL 94	V-0
Design	DIN rail module, two-section, divisible
Surge protection fault message	optical

Additional descriptions

Note	The device is intended for touch proof installation in a housing. Ensure that there is a gap of at least 8 mm between the active and grounded parts in the connection area.
------	---

Protective circuit DC voltage side (DC)

Maximum continuous operating voltage U_{CPV}	1050 V DC
Open circuit voltage U_{OCSTC}	≤ 875 V DC
Short-circuit current rating I_{SCPV}	1000 A
Continuous operating current I_{CPV}	< 20 μA
Rated load current I_L	80 A
Residual current I_{PE}	≤ 20 μA DC
	≤ 350 μA AC

Lightning/surge arrester type 1/2 - VAL-MS-T1/T2 1000DC-PV/2+V - 2801160

Technical data

Protective circuit DC voltage side (DC)

Standby power consumption P_c	$\leq 25 \text{ mVA}$
Nominal discharge current (8/20) μs	15 kA
Maximum discharge current I_{\max} (8/20) μs	40 kA
Impulse discharge current (10/350) μs , charge	2.5 As
Impulse discharge current (10/350) μs , specific energy	6.25 kJ/ Ω
Impulse discharge current (10/350) μs , peak value I_{imp}	5 kA
Total discharge current I_{total} (8/20) μs	40 kA
Total discharge current I_{total} (10/350) μs	5 kA
Voltage protection level U_p	$\leq 3.5 \text{ kV}$
Residual voltage U_{res}	$\leq 3.5 \text{ kV}$ (at I_n)
	$\leq 2.9 \text{ kV}$ (at 5 kA)
	$\leq 3.2 \text{ kV}$ (at 10 kA)
	$\leq 3.7 \text{ kV}$ (at 20 kA)
	$\leq 4.1 \text{ kV}$ (at 30 kA)
	$\leq 4.6 \text{ kV}$ (at 40 kA)
Response time t_A	$\leq 25 \text{ ns}$
Insulation resistance R_{iso}	$> 5 \text{ G}\Omega$ (at 500 V DC)

Connection data

Connection method	Screw connection
Screw thread	M5
Tightening torque	4.5 Nm
Stripping length	16 mm
Conductor cross section flexible	1.5 mm ² ... 25 mm ²
Conductor cross section solid	1.5 mm ² ... 35 mm ²
Conductor cross section AWG	15 ... 2
Connection method	Biconnect terminal blocks
Screw thread	M5
Conductor cross section flexible	1.5 mm ² ... 16 mm ²

UL specifications

SPD Type	4CA
Maximum continuous operating voltage MCOV (L+) - (L-)	1050 V DC
Maximum continuous operating voltage MCOV (L+) - G	1050 V DC
Maximum continuous operating voltage MCOV (L-) - G	1050 V DC
Nominal voltage	875 V DC
Mode of protection	(L+) - (L-)
	(L+) - G
	(L-) - G
Power distribution system	1

Lightning/surge arrester type 1/2 - VAL-MS-T1/T2 1000DC-
PV/2+V - 2801160

Technical data

UL specifications

Measured limiting voltage MLV (L+) - (L-)	3700 V
Measured limiting voltage MLV (L+) - G	3630 V
Measured limiting voltage MLV (L-) - G	3690 V
Nominal discharge current I _n (L+) - (L-)	20 kA
Nominal discharge current I _n (L+) - G	20 kA
Nominal discharge current I _n (L-) - G	20 kA

UL connection data

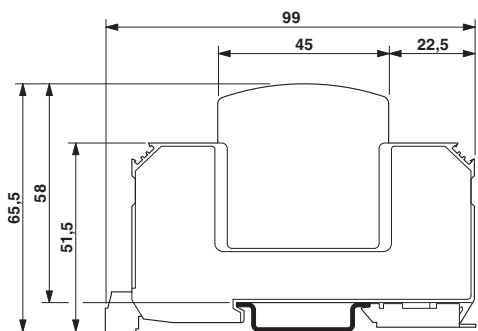
Conductor cross section AWG	10 ... 2
Tightening torque	30 lb _F -in.

Standards and Regulations

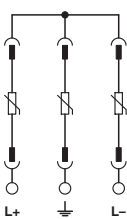
Standards/regulations	EN 50539-11 2013
-----------------------	------------------

Drawings

Dimensional drawing



Circuit diagram



The illustration shows the dimensional drawing for a version with remote indicator contact

Approvals

Approvals

Approvals

UL Recognized / KEMA-KEUR / cUL Recognized / EAC / cULus Recognized

Ex Approvals

Lightning/surge arrester type 1/2 - VAL-MS-T1/T2 1000DC- PV/2+V - 2801160

Approvals

Approval details

UL Recognized



<http://database.ul.com/cgi-bin/XYV/template/LISEXT/1FRAME/index.htm>

FILE E 330181

KEMA-KEUR



<http://www.dekra-certification.com>

2171492.01

cUL Recognized



<http://database.ul.com/cgi-bin/XYV/template/LISEXT/1FRAME/index.htm>

FILE E 330181

EAC



RU C-
DE.A*30.B01561

cULus Recognized



<http://database.ul.com/cgi-bin/XYV/template/LISEXT/1FRAME/index.htm>

Phoenix Contact 2017 © - all rights reserved
<http://www.phoenixcontact.com>

PHOENIX CONTACT GmbH & Co. KG
Flachsmarktstr. 8
32825 Blomberg
Germany
Tel. +49 5235 300
Fax +49 5235 3 41200
<http://www.phoenixcontact.com>