



Chipsmall Limited consists of a professional team with an average of over 10 year of expertise in the distribution of electronic components. Based in Hongkong, we have already established firm and mutual-benefit business relationships with customers from,Europe,America and south Asia,supplying obsolete and hard-to-find components to meet their specific needs.

With the principle of “Quality Parts,Customers Priority,Honest Operation,and Considerate Service”,our business mainly focus on the distribution of electronic components. Line cards we deal with include Microchip,ALPS,ROHM,Xilinx,Pulse,ON,Everlight and Freescale. Main products comprise IC,Modules,Potentiometer,IC Socket,Relay,Connector.Our parts cover such applications as commercial,industrial, and automotives areas.

We are looking forward to setting up business relationship with you and hope to provide you with the best service and solution. Let us make a better world for our industry!



Contact us

Tel: +86-755-8981 8866 Fax: +86-755-8427 6832

Email & Skype: info@chipsmall.com Web: www.chipsmall.com

Address: A1208, Overseas Decoration Building, #122 Zhenhua RD., Futian, Shenzhen, China



Type 2 surge protection device - VAL-MS 350/10/3+0 - 2803577

Please be informed that the data shown in this PDF Document is generated from our Online Catalog. Please find the complete data in the user's documentation. Our General Terms of Use for Downloads are valid (<http://phoenixcontact.com/download>)



Surge arrester for 4-conductor power supply systems (L1, L2, L3, PEN), consisting of a base element and protective connectors, for mounting on NS 35.

Product Features

- ✓ With or without floating remote indication contact
- ✓ Solutions for the low performance class
- ✓ Mechanical coding of all slots
- ✓ Type 2 consistent plug-in surge arresters
- ✓ Disconnect device on each individual plug
- ✓ Optical, mechanical status indication for the individual arresters
- ✓ Multi-channel type 2 arresters



Key commercial data

Packing unit	1 pc
Custom tariff number	85363010
Country of origin	Germany

Technical data

Dimensions

Height	90 mm
Width	53.4 mm
Depth	65.5 mm
Horizontal pitch	3 Div.

Ambient conditions

Degree of protection	IP20
Ambient temperature (operation)	-40 °C ... 80 °C

General

Type 2 surge protection device - VAL-MS 350/10/3+0 - 2803577

Technical data

General

Housing material	PBT / PA
Inflammability class according to UL 94	V0
Color	black
Standards for air and creepage distances	EN 60664-1
	EN 61643-11
Mounting type	DIN rail: 35 mm
Type	DIN rail module, two-section, divisible
Number of positions	3
Surge protection fault message	Optical
Direction of action	3L-PEN

Protective circuit

IEC test classification	II
	T2
EN type	T2
Nominal voltage U_N	230 V AC (400 V AC)
	230 V AC (400 V AC)
Maximum continuous operating voltage U_C	350 V AC
Maximum continuous operating voltage U_C (L-PEN)	350 V AC
U_T (TOV-proof)	415 V AC (5 s)
Nominal frequency f_N	50 Hz (60 Hz)
Residual current I_{PE}	$\leq 340 \mu A$ (per phase)
Standby power consumption P_C	≤ 360 mVA
Max. discharge current I_{max} (8/20) μs	10 kA (per channel L-PEN)
Max. discharge current I_{max} (8/20) μs maximum (L-PEN)	30 kA (all channels)
	10 kA (per channel)
Nominal discharge current I_n (8/20) μs (L-PEN)	15 kA (all channels)
	5 kA (per channel)
Voltage protection level U_p (L-PEN)	≤ 1.2 kV
Residual voltage (L-PEN)	≤ 1.2 kV
	≤ 1.1 kV
Response time (L-PEN)	≤ 25 ns
Max. backup fuse with branch wiring	125 A (gL/gG)
Short-circuit resistance I_p with max. backup fuse (effective)	25 kA

Connection, protective circuit

Connection method	Screw connection
Connection type IN	Biconnect screw terminal block

Type 2 surge protection device - VAL-MS 350/10/3+0 - 2803577

Technical data

Connection, protective circuit

Connection type OUT	Biconnect screw terminal block
Screw thread	M5
Tightening torque	4.5 Nm
Stripping length	16 mm
Conductor cross section stranded min.	1.5 mm ²
Conductor cross section stranded max.	25 mm ²
Conductor cross section solid min.	1.5 mm ²
Conductor cross section solid max.	35 mm ²
Conductor cross section AWG/kcmil min.	15
Conductor cross section AWG/kcmil max	2

Standards and Regulations

Standards/regulations	IEC 61643-1 2005
	EN 61643-11/A11 2007

Classifications

eCl@ss

eCl@ss 4.0	27140201
eCl@ss 4.1	27130801
eCl@ss 5.0	27130801
eCl@ss 5.1	27130801
eCl@ss 6.0	27130805
eCl@ss 7.0	27130805

ETIM

ETIM 2.0	EC000941
ETIM 3.0	EC000941
ETIM 4.0	EC000941
ETIM 5.0	EC000941

UNSPSC

UNSPSC 6.01	30212010
UNSPSC 7.0901	39121610
UNSPSC 11	39121610
UNSPSC 12.01	39121610
UNSPSC 13.2	39121620

Type 2 surge protection device - VAL-MS 350/10/3+0 - 2803577

Approvals

Approvals

Approvals

KEMA-KEUR / ÖVE / GOST / CCA / IECEx CB Scheme

Ex Approvals

Approvals submitted


Approval details

KEMA-KEUR 

ÖVE 

GOST 

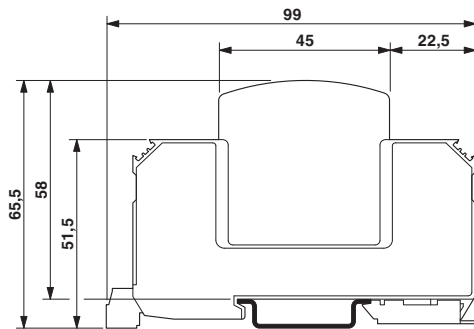
CCA

IECEx CB Scheme 

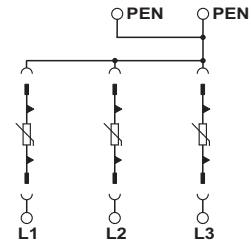
Drawings

Type 2 surge protection device - VAL-MS 350/10/3+0 - 2803577

Dimensioned drawing



Circuit diagram



The illustration shows the dimensional drawing for a version with remote indicator contact