



Chipsmall Limited consists of a professional team with an average of over 10 year of expertise in the distribution of electronic components. Based in Hongkong, we have already established firm and mutual-benefit business relationships with customers from,Europe,America and south Asia,supplying obsolete and hard-to-find components to meet their specific needs.

With the principle of "Quality Parts,Customers Priority,Honest Operation,and Considerate Service",our business mainly focus on the distribution of electronic components. Line cards we deal with include Microchip,ALPS,ROHM,Xilinx,Pulse,ON,Everlight and Freescale. Main products comprise IC,Modules,Potentiometer,IC Socket,Relay,Connector.Our parts cover such applications as commercial,industrial, and automotives areas.

We are looking forward to setting up business relationship with you and hope to provide you with the best service and solution. Let us make a better world for our industry!



## Contact us

Tel: +86-755-8981 8866 Fax: +86-755-8427 6832

Email & Skype: [info@chipsmall.com](mailto:info@chipsmall.com) Web: [www.chipsmall.com](http://www.chipsmall.com)

Address: A1208, Overseas Decoration Building, #122 Zhenhua RD., Futian, Shenzhen, China



## Type 2 surge protection device - VAL-MS 350/10/1+1 - 2803632

Please be informed that the data shown in this PDF Document is generated from our Online Catalog. Please find the complete data in the user's documentation. Our General Terms of Use for Downloads are valid (<http://phoenixcontact.com/download>)



Surge arrester for 3-conductor power supply systems (L1, N, PE), consisting of a base element and protective connectors, for mounting on NS 35.

### Product Features

- ✓ With or without floating remote indication contact
- ✓ Solutions for the low performance class
- ✓ Optical, mechanical status indication for the individual arresters
- ✓ Type 2 consistent plug-in surge arresters
- ✓ Disconnect device on each individual plug
- ✓ Mechanical coding of all slots
- ✓ Multi-channel type 2 arresters



### Key commercial data

Packing unit	1 pc
Custom tariff number	85363010
Country of origin	Germany

### Technical data

#### Dimensions

Height	90 mm
Width	35.6 mm
Depth	65.5 mm
Horizontal pitch	2 Div.

#### Ambient conditions

Degree of protection	IP20
Ambient temperature (operation)	-40 °C ... 80 °C

#### General

# Type 2 surge protection device - VAL-MS 350/10/1+1 - 2803632

## Technical data

### General

Housing material	PBT / PA
Inflammability class according to UL 94	V0
Color	black
Standards for air and creepage distances	DIN EN 60664-1
	EN 61643-11
Mounting type	DIN rail: 35 mm
Type	DIN rail module, two-section, divisible
Number of positions	2
Surge protection fault message	Optical
Direction of action	1L-N & N-PE

### Protective circuit

IEC test classification	II
	T2
EN type	T2
Nominal voltage $U_N$	230 V AC (400 V AC)
	400 V AC
	230 V AC
Maximum continuous operating voltage $U_C$	350 V AC
Maximum continuous operating voltage $U_C$ (L-N)	350 V AC
Maximum continuous operating voltage $U_C$ (N-PE)	260 V AC
$U_T$ (TOV-proof)	415 V AC (5 s / L-N)
	1200 V AC (200 ms / N-PE)
Nominal frequency $f_N$	50 Hz (60 Hz)
Residual current $I_{PE}$	$\leq 3 \mu A$
Standby power consumption $P_C$	$\leq 120 \text{ mVA}$
Max. discharge current $I_{max}$ (8/20) $\mu s$	10 kA (Channel L-N)
Max. discharge current $I_{max}$ (8/20) $\mu s$ maximum (L-N)	10 kA
Max. discharge current $I_{max}$ (8/20) $\mu s$ maximum (N-PE)	30 kA
Nominal discharge current $I_n$ (8/20) $\mu s$ (L-N)	5 kA
Nominal discharge current $I_n$ (8/20) $\mu s$ (N-PE)	20 kA
Front of wave sparkover voltage at 6 kV (1.2/50) $\mu s$ (N-PE)	$\leq 1.5 \text{ kV}$
Voltage protection level $U_p$ (L-N)	$\leq 1.2 \text{ kV}$
Voltage protection level $U_p$ (N-PE)	$\leq 1.5 \text{ kV}$
Residual voltage (L-N)	$\leq 1.2 \text{ kV}$
	$\leq 1.1 \text{ kV}$ (at 3 kA)
Residual voltage (L-PE)	$\leq 1.3 \text{ kV}$

## Type 2 surge protection device - VAL-MS 350/10/1+1 - 2803632

### Technical data

#### Protective circuit

	$\leq 1.2$ kV (at 3 kA)
Residual voltage (N-PE)	$\leq 150$ V (at 5 kA)
	$\leq 100$ V (at 3 kA)
Response time (L-N)	$\leq 25$ ns
Response time (L-PE)	$\leq 100$ ns
Response time (N-PE)	$\leq 100$ ns
Max. backup fuse with branch wiring	125 A (gL/gG)
Short-circuit resistance $I_p$ with max. backup fuse (effective)	25 kA
Follow current quenching capacity $I_f$ (N-PE)	100 A

#### Connection, protective circuit

Connection method	Screw connection
Connection type IN	Biconnect screw terminal block
Connection type OUT	Biconnect screw terminal block
Screw thread	M5
Tightening torque	4.5 Nm
Stripping length	16 mm
Conductor cross section stranded min.	1.5 mm <sup>2</sup>
Conductor cross section stranded max.	25 mm <sup>2</sup>
Conductor cross section solid min.	1.5 mm <sup>2</sup>
Conductor cross section solid max.	35 mm <sup>2</sup>
Conductor cross section AWG/kcmil min.	15
Conductor cross section AWG/kcmil max	2

#### Remote indicator contact

#### Standards and Regulations

Standards/regulations	IEC 61643-1 2005
	EN 61643-11/A11 2007

### Classifications

#### eCl@ss

eCl@ss 4.0	27140201
eCl@ss 4.1	27130801
eCl@ss 5.0	27130801
eCl@ss 5.1	27130801
eCl@ss 6.0	27130805
eCl@ss 7.0	27130805



## Type 2 surge protection device - VAL-MS 350/10/1+1 - 2803632

### Classifications

#### ETIM

ETIM 2.0	EC000941
ETIM 3.0	EC000941
ETIM 4.0	EC000941
ETIM 5.0	EC000941

#### UNSPSC

UNSPSC 6.01	30212010
UNSPSC 7.0901	39121610
UNSPSC 11	39121610
UNSPSC 12.01	39121610
UNSPSC 13.2	39121620

### Approvals

#### Approvals




##### Approvals

KEMA-KEUR / ÖVE / GOST / CCA / IECEx CB Scheme

##### Ex Approvals

##### Approvals submitted

#### Approval details



## Type 2 surge protection device - VAL-MS 350/10/1+1 - 2803632

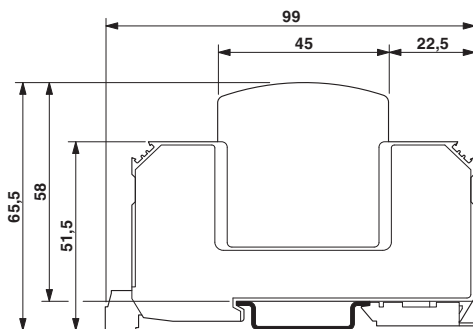
### Approvals

CCA

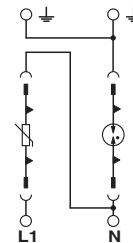
IECEE CB Scheme **CB**  
Scheme

### Drawings

Dimensioned drawing



Circuit diagram



The illustration shows the dimensional drawing for a version with remote indicator contact