



Chipsmall Limited consists of a professional team with an average of over 10 year of expertise in the distribution of electronic components. Based in Hongkong, we have already established firm and mutual-benefit business relationships with customers from,Europe,America and south Asia,supplying obsolete and hard-to-find components to meet their specific needs.

With the principle of “Quality Parts,Customers Priority,Honest Operation,and Considerate Service”,our business mainly focus on the distribution of electronic components. Line cards we deal with include Microchip,ALPS,ROHM,Xilinx,Pulse,ON,Everlight and Freescale. Main products comprise IC,Modules,Potentiometer,IC Socket,Relay,Connector.Our parts cover such applications as commercial,industrial, and automotives areas.

We are looking forward to setting up business relationship with you and hope to provide you with the best service and solution. Let us make a better world for our industry!



## Contact us

Tel: +86-755-8981 8866 Fax: +86-755-8427 6832

Email & Skype: info@chipsmall.com Web: www.chipsmall.com

Address: A1208, Overseas Decoration Building, #122 Zhenhua RD., Futian, Shenzhen, China



# PT 2+1-S-48DC/FM

Order No.: 2817958

The illustration shows the version PT 2-PE/S-230 AC




<http://eshop.phoenixcontact.de/phoenix/treeViewClick.do?UID=2817958>

Rail-mountable surge arrester as device protection for terminal equipment, fault signal in the plug and signaling contact in the base element, 2-section, pluggable. Design: 48 V DC



## Commercial data

GTIN (EAN)	 4 017918 574987
sales group	J030
Pack	10 pcs.
Customs tariff	85363090
Catalog page information	Page 47 (TT-2009)

## Product notes

WEEE/RoHS-compliant since:  
01/02/2007



<http://www.download.phoenixcontact.com>  
Please note that the data given here has been taken from the online catalog. For comprehensive information and data, please refer to the user documentation. The General Terms and Conditions of Use apply to Internet downloads.

## Technical data

### Standards

Housing material	PA
Inflammability class acc. to UL 94	V0
Color	black

Standards for air and creepage distances	DIN VDE 0110-1
	IEC 60664-1: 1992-10
	DIN VDE 0675-6
	IEC 61643-1
Degree of protection	IP20
Design	DIN rail module, two-section, divisible
Mounting type	DIN rail: 35 mm
Ambient temperature (operation)	-40 °C ... 85 °C
Arrester can be tested with CHECKMASTER from software version:	From SW rev. 1.00
Direction of action	1L-N & N-PE
Width	17.70 mm
Height	65.50 mm
Length	90.00 mm
Pitch unit	1 Div.

**Protective circuit**

IEC category	III
	T3
EN type	T3
Nominal voltage $U_N$	48 V DC
Arrester rated voltage $U_C$	60 V DC
Arrester rated voltage $U_C$ (L-PE)	60 V DC
Nominal current $I_N$	26 A (30°C)
Operating effective current $I_C$ at $U_C$	$\leq 10 \mu\text{A}$
Ground conductor current $I_{PE}$	$\leq 10 \text{ mA}$
Nominal discharge surge current $I_n$ (8/20) $\mu\text{s}$	500 A
Nominal discharge surge current $I_n$ (8/20) $\mu\text{s}$ (L-N)	500 A
Nominal discharge surge current $I_n$ (8/20) $\mu\text{s}$ (L-PE)	500 A
Max. discharge surge current $I_{\text{max}}$ (8/20) $\mu\text{s}$	500 A
Max. discharge surge current $I_{\text{max}}$ (8/20) $\mu\text{s}$ maximum (L-N)	500 A
Max. discharge surge current $I_{\text{max}}$ (8/20) $\mu\text{s}$ maximum (L-PE)	500 A
Combined surge $U_{oc}$	6 kV (for 12 $\Omega$ )
Protection level $U_p$ (L-N)	$\leq 120 \text{ V}$

Protection level $U_p$ (L-PE)	$\leq 120$ V
Protection level $U_p$ (N-PE)	$\leq 120$ V
Response time $t_A$ (L-N)	$\leq 1$ ns
Response time $t_A$ (L-PE)	$\leq 1$ ns
Max. required back-up fuse	25 A (gL)
Message: Surge protection fault	Optical, remote indicator contact

**Non-heating apparatus connection, power supply**

Type of connection	Screw connection
Connection type IN	Screw terminal blocks
Connection type OUT	Screw terminal blocks
Screw thread	M3
Tightening torque	0.8 Nm
Stripping length	8 mm
Conductor cross section stranded min.	0.2 mm <sup>2</sup>
Conductor cross section stranded max.	2.5 mm <sup>2</sup>
Conductor cross section solid min.	0.2 mm <sup>2</sup>
Conductor cross section solid max.	4 mm <sup>2</sup>
Conductor cross section AWG/kcmil min.	24
Conductor cross section AWG/kcmil max	12

**Remote indicator contact**

Connection name	Remote fault indicator contact
Switching function	N/C contact
Type of connection	Screw connection
Screw thread	M3
Stripping length	8 mm
Conductor cross section stranded min.	0.2 mm <sup>2</sup>
Conductor cross section stranded max.	2.5 mm <sup>2</sup>
Conductor cross section solid min.	0.2 mm <sup>2</sup>
Conductor cross section solid max.	4 mm <sup>2</sup>
Conductor cross section AWG/kcmil min.	24
Conductor cross section AWG/kcmil max	12
Maximum operating voltage $U_{max}$ AC	250 V
Max. operating current $I_{max}$	0.003 A AC

**Connection, protective circuit**

Standards/regulations	IEC 61643-1
	EN 50082-2
	BS 6651
	ANSI/IEEE C62.41

**Certificates / Approvals**



Certification CUL, GOST, UL

**Accessories**

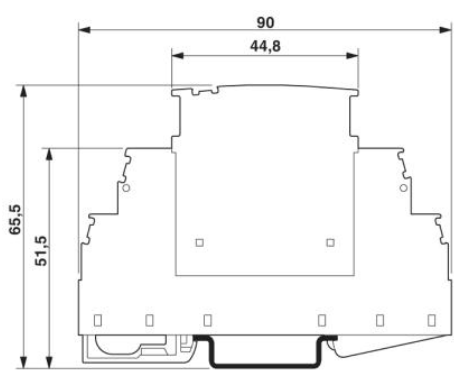
Item	Designation	Description
<b>Marking</b>		
1051993	B-STIFT	Marker pen, for manual labeling of unprinted Zack strips, smear-proof and waterproof, line thickness 0.5 mm
0811228	X-PEN 0,35	Marker pen without ink cartridge, for manual labeling of markers, labeling extremely wipe-proof, line thickness 0.35 mm
1050004	ZB 5 :UNBEDRUCKT	Zack strip, unprinted, 10-section, for individual labeling with M-PEN, ZB-T or CMS system, pack is sufficient for 100 terminal blocks, for a terminal width of 5.2 mm, color: White
2715212	ZB 5,8,LGS:FORTL.ZAHLEN	Zack marker strip, 10-section, printed horizontally: with consecutive numbers, 1-10, 11-20 etc. up to 991-1000, color: white
1050305	ZB 5,8:SO/CMS	Zack strip, 10-section, divisible, special printing, marking according to customer requirements
2715209	ZB 5,8:UNBEDRUCKT	Zack strip, unprinted, strips with 10 labels for individual labeling with M-PEN or CMS system, for terminal block width: 5.8 mm, color: White
1050017	ZB 5,LGS:FORTL.ZAHLEN	Zack marker strip, 10-section, printed horizontally: with the numbers 1 - 10, 11 - 20 and so on up to 491 - 500, color: white
1050415	ZB 5,LGS:L1-N,PE	Zack strip, printed horizontally, strips with 10 labels, L1, L2, L3, N, PE, L1, L2, L3, N, PE, color: white
1050295	ZB 5:SO/CMS	Zack strip, 10-section, divisible, special printing, marking according to customer requirements
0808642	ZBF 5:UNBEDRUCKT	Zack strip, flat, unprinted: 10-section, for individual labeling with M-PEN or ZBF-T, sufficient for 100 terminal blocks, color: white

**Additional products**

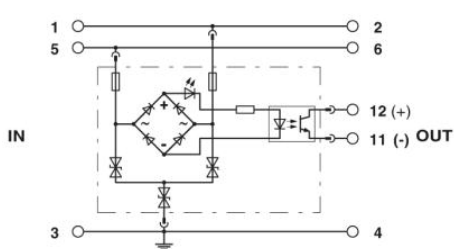
Item	Designation	Description
<b>Assembly</b>		
2839295	SSA 3-6	shield fast connections for conductor diameter 3 - 6 mm. Potential connection cable: 200 mm, black
2839512	SSA 5-10	Shield fast connection for conductor diameters 5 - 10 mm. Potential connection cable: 200 mm, black

**Diagrams/Drawings**

Dimensioned drawing



Circuit diagram



**Address**

PHOENIX CONTACT Deutschland GmbH  
Flachmarktstr. 8  
32825 Blomberg, Germany  
Phone +49 5235 3 12000  
Fax +49 5235 3 41200  
<http://www.phoenixcontact.de>



© 2010 Phoenix Contact  
Technical modifications reserved;