



Chipsmall Limited consists of a professional team with an average of over 10 year of expertise in the distribution of electronic components. Based in Hongkong, we have already established firm and mutual-benefit business relationships with customers from,Europe,America and south Asia,supplying obsolete and hard-to-find components to meet their specific needs.

With the principle of “Quality Parts,Customers Priority,Honest Operation,and Considerate Service”,our business mainly focus on the distribution of electronic components. Line cards we deal with include Microchip,ALPS,ROHM,Xilinx,Pulse,ON,Everlight and Freescale. Main products comprise IC,Modules,Potentiometer,IC Socket,Relay,Connector.Our parts cover such applications as commercial,industrial, and automotives areas.

We are looking forward to setting up business relationship with you and hope to provide you with the best service and solution. Let us make a better world for our industry!



Contact us

Tel: +86-755-8981 8866 Fax: +86-755-8427 6832

Email & Skype: info@chipsmall.com Web: www.chipsmall.com

Address: A1208, Overseas Decoration Building, #122 Zhenhua RD., Futian, Shenzhen, China



FLT-PLUS CTRL-1.5/I

This item is no longer available. Should you have any questions, please contact our Sales Team.

Order No.: 2818931


The illustration shows version FLT-PLUS CTRL-0,9



<http://eshop.phoenixcontact.de/phoenix/treeViewClick.do?UID=2818931>

Type 1 / Class I (lightning current arrester) with arc chopping spark gap and ignition electronics, quenching plates for high mains follow-through current quenching capacity, 1-channel. Protection level: 1.5 kV. Housing width: 35 mm (2 Div.)

Commercial data

GTIN (EAN)	 4 017918 163235
sales group	J013
Pack	1 pcs.
Customs tariff	85363030
Catalog page information	Page 17 (TT-2007)

Product notes

WEEE/RoHS-compliant since:
06/28/2006



<http://www.download.phoenixcontact.com>
Please note that the data given here has been taken from the online catalog. For comprehensive information and data, please refer to the user documentation. The General Terms and Conditions of Use apply to Internet downloads.

Technical data

Standards

Housing material	PBT/PA-F
Inflammability class acc. to UL 94	V0

Spark gap insulation	PA 6.6 GF
	POM
Color	black
Standards for air and creepage distances	DIN VDE 0110-1
	IEC 60664-1: 1992-10
	DIN VDE 0675-6
	IEC 61643-1
	NF C61-740
Surge voltage category	III
Pollution degree	2
Degree of protection	IP20
Mounting type	DIN rail: 35 mm
Design	Rail-mountable module, one-piece
Number of positions	1
Ambient temperature (operation)	-40 °C ... 85 °C
Permissible humidity (operation)	≤ 95 %
Message: Surge protection fault	Optical
Direction of action	1L-N/PE
Width	35.50 mm
Height	80.50 mm
Length	149.80 mm
Pitch unit	2 Div.

Protective circuit

IEC category	I
	T1
EN type	T1
Nominal voltage U_N	400 V AC
Arrester rated voltage U_C	440 V AC
Arrester rated voltage U_C (L-N)	440 V AC
Arrester rated voltage U_C (L-PEN)	440 V AC
Nominal frequency f_N	50 Hz
	60 Hz
Ground conductor current I_{PE}	≤ 3 mA
Operating effective current I_C at U_N	≤ 3 mA
Max. discharge surge current I_{max} (8/20) μ s	50 kA

Nominal discharge surge current I_n (8/20) μs	50 kA
Nominal discharge surge current I_n (8/20) μs (L-N)	50 kA
Nominal discharge surge current I_n (8/20) μs (L-PEN)	50 kA
Lightning test current (10/350) μs , charge	25 As
Lightning test current (10/350) μs , specific energy	625.00 kJ/ Ω
Lightning test current (10/350) μs , peak value I_{imp}	50 kA
100% lightning impulse sparkover voltage (1.2/50) μs	≤ 1.5 kV
Protection level U_p	≤ 1.5 kV
Protection level U_p (L-N)	≤ 1.5 kV
Protection level U_p (L-PEN)	≤ 1.5 kV
Response time	≤ 100 ns
Response time (L-N)	≤ 100 ns
	≤ 100 ns
Max. required backup fuse with branch wiring	250 A (gL)
Short-circuit resistance I_p with max. backup fuse (effective)	50 kA (At 400 V AC)
Short-circuit current self-quenching	50 kA (400 V)
Follow current quenching capacity I_f (L-N)	50 kA (At 400 V AC)
Follow current quenching capacity I_f (L-PE)	50 kA (At 400 V AC)

Connection, protective circuit

Type of connection	Screw connection
Connection type IN	Biconnect screw terminal block
Connection type OUT	Biconnect screw terminal block
Connection method	Biconnect terminal block
Screw thread	M6
Tightening torque	8 Nm
Stripping length	19 mm
Conductor cross section stranded min.	16 mm ²
Conductor cross section stranded max.	35 mm ²
Conductor cross section solid min.	10 mm ²
Conductor cross section solid max.	50 mm ²
Conductor cross section AWG/kcmil min.	6
Conductor cross section AWG/kcmil max	1

Environmental conditions

Standards/regulations	E DIN VDE 0675-6/A1
	UL 1449
	IEEE C62.1
	IEEE C62.41
	IEC 61643-1
	prEN 61643-1

Certificates / Approvals



Certification GOST

Accessories

Item	Designation	Description
Assembly		
1201442	E/UK	End clamp, for assembly on NS 32 or NS 35/7.5 DIN rail

Bridges

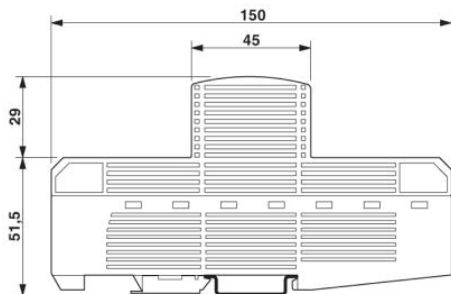
2809209	MPB 18/1- 2	Wiring bridge for modules with connecting pitch 17.5 mm, 1-phase, 2-pos.
2809212	MPB 18/1- 3	Wiring bridge for modules with connecting pitch 17.5 mm, 1-phase, 3-pos.
2809225	MPB 18/1- 4	Wiring bridge for modules with connecting pitch 17.5 mm, 1-phase, 4-pos.
2748564	MPB 18/1- 6	Wiring bridge for modules with connecting pitch 17.5 mm, 1-phase, 6-pos.
2748577	MPB 18/1- 8	Wiring bridge for modules with connecting pitch 17.5 mm, 1-phase, 8-pos.
2748580	MPB 18/1- 9	Wiring bridge for modules with connecting pitch 17.5 mm, 1-phase, 9-pos.
2748593	MPB 18/1-12	Wiring bridge for modules with connecting pitch 17.5 mm, 1-phase, 12-pos.
2809238	MPB 18/1-57	Wiring bridge for modules with connecting pitch 17.5 mm, 1-phase, 57-pos.

Marking

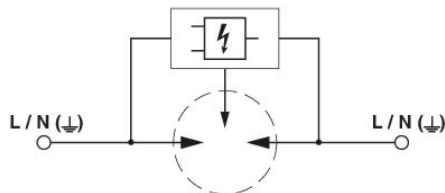
1051993	B-STIFT	Marker pen, for manual labeling of unprinted Zack strips, smear-proof and waterproof, line thickness 0.5 mm
2749589	ZBN 18,LGS:ERDE	Marking labels, printed horizontally, strips with 5 labels, GND (grounding symbol), color: White
2749576	ZBN 18,LGS:L1-N,ERDE	Marker labels, printed horizontally, strips with 5 labels, L1, L2, L3, N, GND, color: white
2809128	ZBN 18:UNBEDRUCKT	Unprinted marker labels, strips with 5 labels for individual labeling with M-PEN or CMS system, for terminal block width: 17.5 mm, color: White

Diagrams/Drawings

Dimensioned drawing



Circuit diagram



Address

PHOENIX CONTACT Deutschland GmbH
Flachmarktstr. 8
32825 Blomberg, Germany
Phone +49 5235 3 12000
Fax +49 5235 3 41200
<http://www.phoenixcontact.de>



© 2011 Phoenix Contact
Technical modifications reserved;