



Chipsmall Limited consists of a professional team with an average of over 10 year of expertise in the distribution of electronic components. Based in Hongkong, we have already established firm and mutual-benefit business relationships with customers from,Europe,America and south Asia,supplying obsolete and hard-to-find components to meet their specific needs.

With the principle of “Quality Parts,Customers Priority,Honest Operation,and Considerate Service”,our business mainly focus on the distribution of electronic components. Line cards we deal with include Microchip,ALPS,ROHM,Xilinx,Pulse,ON,Everlight and Freescale. Main products comprise IC,Modules,Potentiometer,IC Socket,Relay,Connector.Our parts cover such applications as commercial,industrial, and automotives areas.

We are looking forward to setting up business relationship with you and hope to provide you with the best service and solution. Let us make a better world for our industry!



Contact us

Tel: +86-755-8981 8866 Fax: +86-755-8427 6832

Email & Skype: info@chipsmall.com Web: www.chipsmall.com


Address: A1208, Overseas Decoration Building, #122 Zhenhua RD., Futian, Shenzhen, China



PT 4X1-12AC-ST

Order No.: 2838348


The illustration shows version PT 4x1- 5 DC-ST



<http://eshop.phoenixcontact.de/phoenix/treeViewClick.do?UID=2838348>


Protective plug PT with protective circuit for 4 conductors of signal circuits grounded on one side. Nominal voltage: 12 V AC



| Commercial data | |
|--------------------------|---|
| GTIN (EAN) |  4 017918 182724 |
| sales group | J204 |
| Pack | 10 pcs. |
| Customs tariff | 85363010 |
| Catalog page information | Page 87 (TT-2009) |

Product notes

WEEE/RoHS-compliant since:
08/16/2006



<http://www.download.phoenixcontact.com>
Please note that the data given here has been taken from the online catalog. For comprehensive information and data, please refer to the user documentation. The General Terms and Conditions of Use apply to Internet downloads.

| Technical data | |
|------------------------------------|--------|
| General | |
| Housing material | PA 6.6 |
| Inflammability class acc. to UL 94 | V0 |
| Color | black |

| | |
|--|--|
| Standards for air and creepage distances | VDE 0110-1 |
| | IEC 60664-1: 1992-10 |
| Total surge current (8/20) μ s | 20 kA |
| Ambient temperature (operation) | -40 °C ... 85 °C |
| Mounting type | On base element |
| Design | DIN rail module, two-section, divisible |
| Degree of protection | IP20 |
| Direction of action | Line-Line & Line-Signal Ground/Shield & optional Signal Ground/ Shield-Earth Ground |
| Arrester can be tested with CHECKMASTER from software version: | From SW rev. 1.00 |
| Width | 17.70 mm |
| Height | 52.00 mm |
| Length | 45.00 mm |
| Pitch unit | 1 Div. |
| Protective circuit | |
| IEC category | C1 |
| | C2 |
| | C3 |
| | D1 |
| VDE requirement class | C1 |
| | C2 |
| | C3 |
| | D1 |
| Nominal voltage U_N | 12 V AC |
| Maximum continuous operating voltage U_C | 18 V DC |
| | 13 V AC |
| Maximum continuous voltage U_C (wire-ground) | 18 V DC |
| | 13 V AC |
| Nominal current I_N | 300 mA (45°C) |
| Operating effective current I_C at U_C | $\leq 5 \mu$ A |
| Ground conductor current I_{PE} | $\leq 1 \mu$ A (BE: 4x1+F) |
| | $\leq 20 \mu$ A (Directly grounded) |
| Nominal discharge surge current I_n (8/20) μ s (Core-Earth) | 10 kA |
| Total surge current (8/20) μ s | 20 kA |

| | |
|--|---|
| Max. discharge surge current I_{max} (8/20) μs maximum (Core-Earth) | 10 kA |
| Nominal pulse current I_{an} (10/1000) μs (Core-Earth) | 49 A |
| Lightning test current (10/350) μs , peak value I_{imp} | 2.5 kA (per path) |
| Output voltage limitation at 1 kV/ μs (Core-Earth) spike | ≤ 30 V |
| Output voltage limitation at 1 kV/ μs (Core-Earth) static | ≤ 25 V |
| Residual voltage at I_n , (conductor-ground) | ≤ 31 V |
| Protection level U_p (Core-Earth) | ≤ 70 V (C2 (10 kV/5 kA)) |
| Response time t_A (Core-Earth) | ≤ 1 ns |
| Input attenuation a_E , asym. | 0.5 dB (≤ 700 kHz) |
| Cut-off frequency f_g (3 dB), asym. (PE) in 50 Ohm system | Typ. 4 MHz |
| Capacity (Core-Earth) | 2.5 nF |
| Resistance in series | 4.7 Ω 10 % (Path 1-2/5-6) 4.7 Ω 10 % (Path 7-8, 11-12) |
| Surge carrying capacity in acc. with IEC 61643-21 (Core-Earth) | C2 (10 kV/5 kA) D1 (2.5 kA) |

Connection data

| | |
|--|--|
| Type of connection | Screw connection (in connection with the base element) |
| Connection type IN | PLUGTRAB plug-in system |
| Connection type OUT | PLUGTRAB plug-in system |
| Screw thread | M3 |
| Tightening torque | 0.8 Nm |
| Stripping length | 8 mm |
| Conductor cross section stranded min. | 0.2 mm ² |
| Conductor cross section stranded max. | 2.5 mm ² |
| Conductor cross section solid min. | 0.2 mm ² |
| Conductor cross section solid max. | 4 mm ² |
| Conductor cross section AWG/kcmil min. | 24 |
| Conductor cross section AWG/kcmil max | 12 |

Connection, protective circuit

| | |
|-----------------------|--------------|
| Standards/regulations | IEC 61643-21 |
|-----------------------|--------------|

| | |
|--|-----------------|
| | DIN EN 61643-21 |
| | UL 497B |

Certificates / Approvals



Certification: GOST, UL Listed
 Certification Ex: CUL-EX LIS, UL-EX LIS

Accessories

| Item | Designation | Description |
|----------------|---------------------------|--|
| Marking | | |
| 0811228 | X-PEN 0,35 | Marker pen without ink cartridge, for manual labeling of markers, labeling extremely wipe-proof, line thickness 0.35 mm |
| 0814717 | ZBF 15:SO/CMS | Zack strip, flat, 10-section, divisible, special printing, marking according to customer requirements |
| 0808671 | ZBF 5,LGS:FORTL.ZAHLEN | Zack marker strip, flat, printed horizontally: 10-section, with the numbers 1 - 10, 11 - 20, and so on up to 491 - 500, color: white |
| 0810821 | ZBF 5,LGS:GERADE ZAHLEN | Zack marker strip, flat, printed horizontally: 10-section, with even numbers, printed with the numbers: 2-20, 22-40, etc. up to 82-100 |
| 0810863 | ZBF 5,LGS:UNGERADE ZAHLEN | Zack strip, flat, printed horizontally: 10-section, with odd numbers, printed with the numbers: 1-19, 21-39 etc. up to 81-99 |
| 0808697 | ZBF 5,QR:FORTL.ZAHLEN | Zack marker strip, flat, printed vertically: 10-section, with the numbers 1 - 10, 11 - 20, and so on up to 91 - 100, color: white |
| 0808668 | ZBF 5/WH-100:UNBEDRUCKT | Zack strip, flat, unprinted: 10-section, for individual labeling with M-PEN or ZBF-T, large batch, sufficient for labeling 1000 terminal blocks, color: white |
| 0808642 | ZBF 5:UNBEDRUCKT | Zack strip, flat, unprinted: 10-section, for individual labeling with M-PEN or ZBF-T, sufficient for 100 terminal blocks, color: white |
| 0800763 | ZBN 18:SO/CMS | Marker labels, 5-section, special printing, labeled according to customer requirements (Please specify the required marking with order), for terminal width: 17.5 mm, color: White |
| 2809128 | ZBN 18:UNBEDRUCKT | Unprinted marker labels, strips with 5 labels for individual labeling with M-PEN or CMS system, for terminal block width: 17.5 mm, color: White |

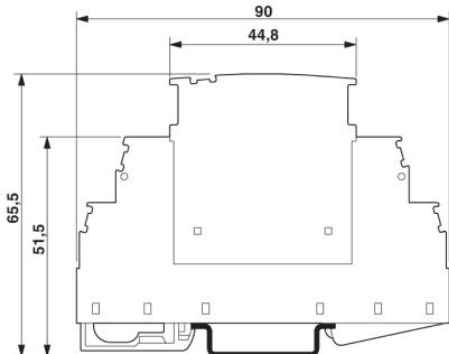
Additional products

| Item | Designation | Description |
|-----------------|-------------|---|
| Assembly | | |
| 2839295 | SSA 3-6 | shield fast connections for conductor diameter 3 - 6 mm. Potential connection cable: 200 mm, black |
| 2839512 | SSA 5-10 | Shield fast connection for conductor diameters 5 - 10 mm. Potential connection cable: 200 mm, black |

| General | | |
|----------------|-------------|--|
| 2839376 | PT 4X1+F-BE | Base element for protective plug PT with protective circuit for 4 signal wires, with gas-filled surge arrester between the connections 3-4 (GND) and 9-10, for mounting on NS 35/7.5 and NS 35/15, housing width: 17.5 mm |
| 2839363 | PT 4X1-BE | Base element for protective plug PT with protective circuit for 4 conductors of signal circuits grounded on one side, with bridge between the connections 3-4 (GND) and 9-10, for mounting on NS 35/7.5 and NS 35/15, housing width: 17.5 mm |

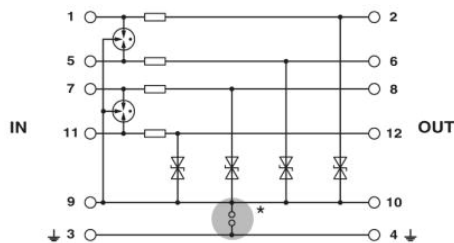
Diagrams/Drawings

Dimensioned drawing



The figure shows the complete module consisting of a base element and connector

Circuit diagram



Address

PHOENIX CONTACT Deutschland GmbH
Flachmarktstr. 8
32825 Blomberg, Germany
Phone +49 5235 3 12000
Fax +49 5235 3 41200
<http://www.phoenixcontact.de>



© 2010 Phoenix Contact
Technical modifications reserved;