



Chipsmall Limited consists of a professional team with an average of over 10 year of expertise in the distribution of electronic components. Based in Hongkong, we have already established firm and mutual-benefit business relationships with customers from,Europe,America and south Asia,supplying obsolete and hard-to-find components to meet their specific needs.

With the principle of “Quality Parts,Customers Priority,Honest Operation,and Considerate Service”,our business mainly focus on the distribution of electronic components. Line cards we deal with include Microchip,ALPS,ROHM,Xilinx,Pulse,ON,Everlight and Freescale. Main products comprise IC,Modules,Potentiometer,IC Socket,Relay,Connector.Our parts cover such applications as commercial,industrial, and automotives areas.

We are looking forward to setting up business relationship with you and hope to provide you with the best service and solution. Let us make a better world for our industry!



Contact us

Tel: +86-755-8981 8866 Fax: +86-755-8427 6832

Email & Skype: info@chipsmall.com Web: www.chipsmall.com

Address: A1208, Overseas Decoration Building, #122 Zhenhua RD., Futian, Shenzhen, China



CTM 1X2-110AC

Order No.: 2838539


The illustration shows version CTM 1x2- 24 DC



<http://eshop.phoenixcontact.de/phoenix/treeViewClick.do?UID=2838539>

LSA-PLUS plug (COMTRAB CTM) with protection for conductor pairs in floating signal circuits. Nominal voltage: 110 V AC



| Commercial data | |
|--------------------------|--|
| GTIN (EAN) |  4 017918 819569 |
| sales group | J460 |
| Pack | 10 pcs. |
| Customs tariff | 85363010 |
| Catalog page information | Page 114 (TT-2009) |

Product notes

WEEE/RoHS-compliant since:
04/27/2006



<http://www.download.phoenixcontact.com>
Please note that the data given here has been taken from the online catalog. For comprehensive information and data, please refer to the user documentation. The General Terms and Conditions of Use apply to Internet downloads.

Technical data

General

| | |
|------------------------------------|-------|
| Housing material | PA |
| Inflammability class acc. to UL 94 | V0 |
| Color | black |

| | |
|--|--|
| Standards for air and creepage distances | DIN VDE 0110-1 |
| | IEC 60664-1: 1992-10 |
| Surge voltage category | II |
| Pollution degree | 2 |
| Total surge current (8/20) μ s | 10 kA |
| Total surge current (10/350) μ s | 2.5 kA |
| Ambient temperature (operation) | -25 °C ... 75 °C |
| Mounting type | On CT-TERMIBLOCK and LSA-PLUS disconnect strip |
| Design | LSA-PLUS module |
| Number of positions | 2 |
| Degree of protection | IP20 |
| Direction of action | Line-Line & Line-Earth Ground |
| Arrester can be tested with CHECKMASTER from software version: | From SW rev. 1.10 |
| Width | 9.50 mm |
| Height | 53.50 mm |
| Length | 21.00 mm |

Protective circuit

| | |
|--|------------------|
| IEC category | B2 |
| | C1 |
| | C2 |
| | C3 |
| | D1 |
| VDE requirement class | B2 |
| | C1 |
| | C2 |
| | C3 |
| | D1 |
| Nominal voltage U_N | 110 V AC |
| Maximum continuous operating voltage U_C | \pm 180 V DC |
| Maximum continuous voltage U_C (wire-wire) | \pm 180 V DC |
| Maximum continuous voltage U_C (wire-ground) | 184 V DC |
| Nominal current I_N | 380 mA (25°C) |
| Operating effective current I_C at U_C | \leq 5 μ A |
| Ground conductor current I_{PE} | \leq 2 μ A |

| | |
|--|--|
| Nominal discharge surge current I_n (8/20) μs (Core-Core) | 5 kA |
| Nominal discharge surge current I_n (8/20) μs (Core-Earth) | 5 kA |
| Total surge current (8/20) μs | 10 kA |
| Max. discharge surge current I_{max} (8/20) μs maximum (Core-Earth) | 10 kA (in total) |
| Nominal pulse current I_{an} (10/1000) μs (Core- Core) | 100 A |
| Nominal pulse current I_{an} (10/1000) μs (Core- Earth) | 100 A |
| Lightning test current (10/350) μs , peak value I_{imp} | 1 kA |
| Output voltage limitation at 1 kV/ μs (Core-Core) spike | ≤ 260 V |
| Output voltage limitation at 1 kV/ μs (Core-Earth) spike | ≤ 800 V |
| Output voltage limitation at 1 kV/ μs (Core-Core) static | ≤ 260 V |
| Output voltage limitation at 1 kV/ μs (Core-Earth) static | ≤ 800 V |
| Residual voltage at I_n , (conductor-conductor) | ≤ 10 V |
| Residual voltage at I_n , (conductor-ground) | ≤ 55 V |
| Residual voltage with I_{an} (10/1000) μs (conductor- conductor) | ≤ 10 V |
| Residual voltage with I_{an} (10/1000) μs (conductor- ground) | ≤ 12 V |
| Protection level U_p (Core-Core) | ≤ 260 V (C2, 10 kV/5 kA, spike) ≤ 10 V (C2, 10 kV/5 kA, static) |
| | ≤ 260 V (C3, 7.5 kV/100 A, spike) ≤ 10 V (C3, 7.5 kV/100 A, static) |
| Protection level U_p (Core-Earth) | ≤ 800 V (C2, 10 kV/5 kA, spike) ≤ 60 V (C2, 10 kV/5 kA, static) |
| | ≤ 800 V (C3, 7.5 kV/100 A, spike) ≤ 12 V (C3, 7.5 kV/100 A, static) |
| Response time t_A (Core-Core) | ≤ 1 ns |
| Response time t_A (Core-Earth) | ≤ 100 ns |
| Input attenuation aE, sym. | 0.3 dB (≤ 1.8 MHz) |
| Cut-off frequency f_g (3 dB), sym. in 100 Ohm system | 20 MHz |
| Capacity (Core-Core) | 100 pF ($f=1$ MHz / $V_R=0$ V) |

| | |
|--|-------------------|
| Resistance in series | 3.3 Ω 10 % |
| | 3.3 Ω |
| Max. required back-up fuse | 150 mA |
| Surge carrying capacity in acc. with IEC 61643-21 (Core-Core) | C2 (4 kV/2 kA) |
| | C3 (100 A) |
| | B2 (4 kV / 100 A) |
| Surge carrying capacity in acc. with IEC 61643-21 (Core-Earth) | C2 (4 kV / 2 kA) |
| | C3 (100 A) |
| | B2 (4 kV / 100 A) |
| | D1 (1 kA) |
| Alternating current carrying capacity in acc. with IEC 61643-21 (Core-Earth) | 5 A - 1 s |

Connection data

| | |
|---------------------|---|
| Type of connection | can be plugged into COMTRAB-TERMIBLOCK and LSA-PLUS disconnect and switching strips |
| Connection type IN | COMTRAB plug-in system |
| Connection type OUT | COMTRAB plug-in system |
| Connection method | LSA-PLUS |

Connection, equipotential bonding

| | |
|--------------------|----------------|
| Type of connection | Spring contact |
|--------------------|----------------|

Connection, protective circuit

| | |
|-----------------------|--------------|
| Standards/regulations | IEC 61643-21 |
|-----------------------|--------------|

Certificates / Approvals



Certification

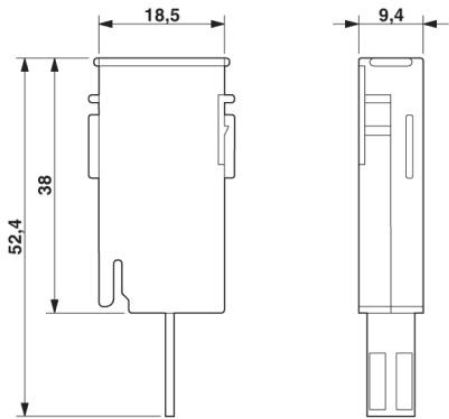
GOST, UL

Additional products

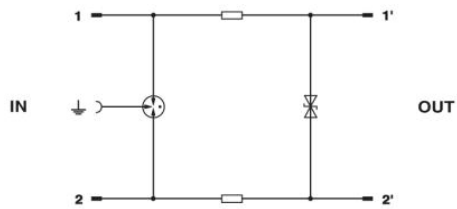
| Item | Designation | Description |
|-----------------|---------------------|--|
| Assembly | | |
| 0441711 | CT-TERMIBLOCK 10 DA | Screw termination block with disconnect contacts for accommodating protective plugs CT and CTM. Use in MCR and telecommunications systems. Design: 10 double wires |
| 2839295 | SSA 3-6 | shield fast connections for conductor diameter 3 - 6 mm. Potential connection cable: 200 mm, black |
| 2839512 | SSA 5-10 | Shield fast connection for conductor diameters 5 - 10 mm. Potential connection cable: 200 mm, black |
| General | | |
| 2765547 | CT 1-10-ES | Ground rail for CTM protective plug when used in combination with LSA-PLUS disconnect strip. Version: 10 double conductors |
| 2765372 | CT 10-MB/ 3 | Mounting clip, for holding 3 disconnect or ground wire strips. Version: 10 double conductors, dimensions: A 104.5 mm, B 65 mm. |
| 2765385 | CT 10-MB/10 | Mounting clip, for holding 10 disconnect or ground wire strips. Version: 10 double conductors, dimensions: A 104.5 mm, dimensions B 245.5 mm |
| 2765356 | CT 10-TL | LSA-PLUS disconnect strip to hold the CTM and CT 10 protection modules. Version: 10 double conductors, dimension A: 124 mm. |
| 2765518 | CT-KDT | Cable bush for assembly troughs, for protection of the lines guided through the laminated frame |
| 2838610 | CTM 10-MAG | Magazine with a grounding rail to accommodate up to 10 LSA-PLUS protective plugs (COMTRAB CTM), to insert in CT-TERMIBLOCK or LSA-PLUS disconnect strip |
| 2838649 | CTM EST | LSA-PLUS grounding plug (COMTRAB CTM) to short-circuit and ground potentials in CT-TERMIBLOCK... and disconnect strip CT 10... |

Diagrams/Drawings

Dimensioned drawing



Circuit diagram



Address

PHOENIX CONTACT Deutschland GmbH
Flachmarktstr. 8
32825 Blomberg, Germany
Phone +49 5235 3 12000
Fax +49 5235 3 41200
<http://www.phoenixcontact.de>



© 2010 Phoenix Contact
Technical modifications reserved;