



Chipsmall Limited consists of a professional team with an average of over 10 year of expertise in the distribution of electronic components. Based in Hongkong, we have already established firm and mutual-benefit business relationships with customers from,Europe,America and south Asia,supplying obsolete and hard-to-find components to meet their specific needs.

With the principle of “Quality Parts,Customers Priority,Honest Operation,and Considerate Service”,our business mainly focus on the distribution of electronic components. Line cards we deal with include Microchip,ALPS,ROHM,Xilinx,Pulse,ON,Everlight and Freescale. Main products comprise IC,Modules,Potentiometer,IC Socket,Relay,Connector.Our parts cover such applications as commercial,industrial, and automotives areas.

We are looking forward to setting up business relationship with you and hope to provide you with the best service and solution. Let us make a better world for our industry!



Contact us

Tel: +86-755-8981 8866 Fax: +86-755-8427 6832


Email & Skype: info@chipsmall.com Web: www.chipsmall.com

Address: A1208, Overseas Decoration Building, #122 Zhenhua RD., Futian, Shenzhen, China




PT 4-EX(I)-24DC-ST

Order No.: 2839253

<http://eshop.phoenixcontact.de/phoenix/treeViewClick.do?UID=2839253>

PT protective connector with protective circuit for a 4-wire floating Ex-i signal circuit. Nominal voltage: 24 V DC



Commercial data	
GTIN (EAN)	 4 017918 182878
sales group	J205
Pack	10 pcs.
Customs tariff	85363010
Catalog page information	Page 93 (TT-2009)

Product notes

WEEE/RoHS-compliant since:
06/12/2006



<http://www.download.phoenixcontact.com>
Please note that the data given here has been taken from the online catalog. For comprehensive information and data, please refer to the user documentation. The General Terms and Conditions of Use apply to Internet downloads.

Technical data**General**

Housing material	PA 6.6
Inflammability class acc. to UL 94	V0
Color	blue

Standards for air and creepage distances	VDE 0110-1
	IEC 60664-1: 1992-10
	EN 60079-11
Total surge current (8/20) μ s	20 kA
Total surge current (10/350) μ s	2 kA
Ambient temperature (operation)	-40 °C ... 85 °C
Mounting type	On base element
Design	DIN rail module, two-section, divisible
Number of positions	4
Degree of protection	IP20
Direction of action	Line-Line & Line-Signal Ground/Shield & Signal Ground/Shield-Earth Ground
Arrester can be tested with CHECKMASTER from software version:	From SW rev. 1.00
Width	17.70 mm
Height	52.00 mm
Length	45.00 mm
Pitch unit	1 Div.

Protective circuit

IEC category	C1
	C2
	C3
	D1
VDE requirement class	C1
	C2
	C3
	D1
Nominal voltage U_N	24 V DC
Maximum continuous operating voltage U_C	30 V DC
	21 V AC
Maximum continuous voltage U_C (wire-wire)	30 V DC
	21 V AC
Nominal current I_N	500 mA (40°C)
Operating effective current I_C at U_C	$\leq 5 \mu$ A
Ground conductor current I_{PE}	$\leq 4 \mu$ A

Nominal discharge surge current I_n (8/20) μs (Core-Core)	308 A
Nominal discharge surge current I_n (8/20) μs (Core-Earth)	10 kA
Total surge current (8/20) μs	20 kA
Max. discharge surge current I_{max} (8/20) μs maximum (Core-Core)	308 A
Max. discharge surge current I_{max} (8/20) μs maximum (Core-Earth)	10 kA
Nominal pulse current I_{an} (10/1000) μs (Core- Core)	59 A
Lightning test current (10/350) μs , peak value I_{imp}	1 kA
Output voltage limitation at 1 kV/ μs (Core-Earth) spike	≤ 1 kV
Output voltage limitation at 1 kV/ μs (Core-Core) static	≤ 45 V
Output voltage limitation at 1 kV/ μs (Core-Earth) static	≤ 1 kV
Residual voltage at I_n , (conductor-conductor)	≤ 70 V
Residual voltage with I_{an} (10/1000) μs (conductor- conductor)	≤ 65 V
Protection level U_p (Core-Core)	≤ 60 V (C1 - 500 V / 250 A) ≤ 50 V (C3 - 25 A)
Protection level U_p (Core-Earth)	≤ 1 kV (C2 - 10 kV / 5 kA) ≤ 1 kV (C1 - 1 kV/500 A) ≤ 1 kV (D1 - 1 kA)
Response time t_A (Core-Core)	≤ 1 ns
Response time t_A (Core-Earth)	≤ 100 ns
Input attenuation a_E , sym.	Typ. 0.1 dB (1 MHz / 50 Ω) Typ. 0.1 dB (500 kHz / 150 Ω)
Cut-off frequency f_g (3 dB), sym. in 50 Ohm system	Typ. 7 MHz
Cut-off frequency f_g (3 dB), sym. in 150 Ohm system	Typ. 2.5 MHz
Max. required back-up fuse	500 mA (e.g. T in acc. with IEC 127-2/III)
Surge carrying capacity in acc. with IEC 61643-21 (Core-Core)	C1 (500 V / 250 A)
Surge carrying capacity in acc. with IEC 61643-21 (Core-Earth)	C2 (10 kV/5 kA) D1 (1 kA)

Alternating current carrying capacity in acc. with IEC 61643-21 (Core-Earth)	5 A - 1 s
--	-----------

Connection data

Type of connection	Screw connection (in connection with the base element)
Connection type IN	PLUGTRAB plug-in system
Connection type OUT	PLUGTRAB plug-in system
Conductor cross section stranded min.	0.2 mm ²
Conductor cross section stranded max.	2.5 mm ²
Conductor cross section solid min.	0.2 mm ²
Conductor cross section solid max.	4 mm ²
Conductor cross section AWG/kcmil min.	24
Conductor cross section AWG/kcmil max	12

Connection, protective circuit

Standards/regulations	EN 61643-21
	EN 60079-0
	EN 60079-11
	EN 60079-26
	EN 61241-0
	EN 61241-11

General

Maximum inner capacitance C _i	1.1 nF
Maximum inner inductance L _i	1 µH
Maximum inner time factor (R _i /L _i)	≤ 10 µs
Insulation voltage to ground	500 V AC

Conformity / approvals

ATEX	Ex II 1 G Ex ia IIC T4...T6
	Ex II 1 D Ex iaD 20 IP6x T85 °C...135 °C

Certificates / Approvals



Certification

GOST, UCIEE

Certification Ex: KEMA-EX

Accessories

Item	Designation	Description
------	-------------	-------------

Marking

0811228	X-PEN 0,35	Marker pen without ink cartridge, for manual labeling of markers, labeling extremely wipe-proof, line thickness 0.35 mm
0814717	ZBF 15:SO/CMS	Zack strip, flat, 10-section, divisible, special printing, marking according to customer requirements
0808671	ZBF 5,LGS:FORTL.ZAHLEN	Zack marker strip, flat, printed horizontally: 10-section, with the numbers 1 - 10, 11 - 20, and so on up to 491 - 500, color: white
0810821	ZBF 5,LGS:GERADE ZAHLEN	Zack marker strip, flat, printed horizontally: 10-section, with even numbers, printed with the numbers: 2-20, 22-40, etc. up to 82-100
0810863	ZBF 5,LGS:UNGERADE ZAHLEN	Zack strip, flat, printed horizontally: 10-section, with odd numbers, printed with the numbers: 1-19, 21-39 etc. up to 81-99
0808697	ZBF 5,QR:FORTL.ZAHLEN	Zack marker strip, flat, printed vertically: 10-section, with the numbers 1 - 10, 11 - 20, and so on up to 91 - 100, color: white
0808668	ZBF 5/WH-100:UNBEDRUCKT	Zack strip, flat, unprinted: 10-section, for individual labeling with M-PEN or ZBF-T, large batch, sufficient for labeling 1000 terminal blocks, color: white
0808642	ZBF 5:UNBEDRUCKT	Zack strip, flat, unprinted: 10-section, for individual labeling with M-PEN or ZBF-T, sufficient for 100 terminal blocks, color: white
0800763	ZBN 18:SO/CMS	Marker labels, 5-section, special printing, labeled according to customer requirements (Please specify the required marking with order), for terminal width: 17.5 mm, color: White
2809128	ZBN 18:UNBEDRUCKT	Unprinted marker labels, strips with 5 labels for individual labeling with M-PEN or CMS system, for terminal block width: 17.5 mm, color: White

Additional products

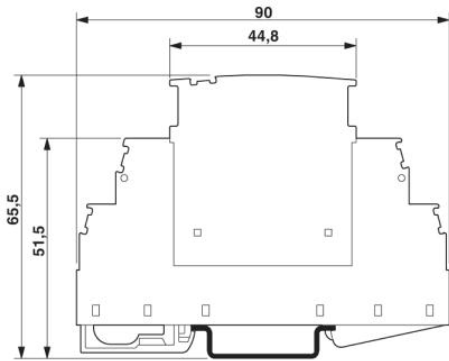
Item	Designation	Description
------	-------------	-------------

General

2839486	PT 4-EX(I)-BE	Base element for protective plug PT with protective circuit for a 4-core floating EEx ia signal circuit. Nominal voltage: 24 V DC, for mounting on NS 35/7.5 and NS 35/15, housing width: 17.5 mm
---------	---------------	---

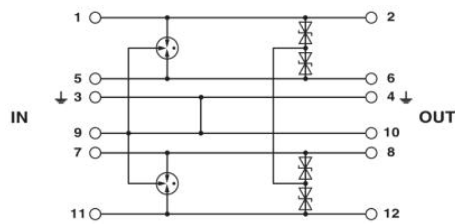
Diagrams/Drawings

Dimensioned drawing



The figure shows the complete module consisting of a base element and connector

Circuit diagram



Address

PHOENIX CONTACT Deutschland GmbH
Flachmarktstr. 8
32825 Blomberg, Germany
Phone +49 5235 3 12000
Fax +49 5235 3 41200
<http://www.phoenixcontact.de>



© 2010 Phoenix Contact
Technical modifications reserved;