



Chipsmall Limited consists of a professional team with an average of over 10 year of expertise in the distribution of electronic components. Based in Hongkong, we have already established firm and mutual-benefit business relationships with customers from,Europe,America and south Asia,supplying obsolete and hard-to-find components to meet their specific needs.

With the principle of “Quality Parts,Customers Priority,Honest Operation,and Considerate Service”,our business mainly focus on the distribution of electronic components. Line cards we deal with include Microchip,ALPS,ROHM,Xilinx,Pulse,ON,Everlight and Freescale. Main products comprise IC,Modules,Potentiometer,IC Socket,Relay,Connector.Our parts cover such applications as commercial,industrial, and automotives areas.

We are looking forward to setting up business relationship with you and hope to provide you with the best service and solution. Let us make a better world for our industry!



Contact us

Tel: +86-755-8981 8866 Fax: +86-755-8427 6832

Email & Skype: info@chipsmall.com Web: www.chipsmall.com

Address: A1208, Overseas Decoration Building, #122 Zhenhua RD., Futian, Shenzhen, China



Electronic housing - ME 45 UT BU - 2854856

Please be informed that the data shown in this PDF Document is generated from our Online Catalog. Please find the complete data in the user's documentation. Our General Terms of Use for Downloads are valid (<http://download.phoenixcontact.com>)



Lower part of housing, fully assembled, with metal foot catch.

Illustration shows fully mounted versions of the electronic housing, in green

Product Features

- Tool-free mounting
- Large assembly area
- Low design width with a high number of positions
- Same PCB geometry for all design widths
- Recessed labeling areas
- Inflammability class V0 according to UL 94
- Fast mounting on DIN rails according to EN 60715
- Material and part identification embossed on the housing (recyclability)
- Cost savings thanks to easy device production
- Metal foot catch
- Optional BUS connection integrated in the housing, for either parallel or serial contacting
- Functional earth ground contact (EMC) integrated in the housing base
- Electronic components can be partially removed



Key commercial data

Packing unit	1 1
Minimum order quantity	10 1
Weight per Piece (excluding packing)	64.39 GRM
Custom tariff number	85369010
Country of origin	Germany

Electronic housing - ME 45 UT BU - 2854856

Classifications

eCl@ss

eCl@ss 4.0	27180401
eCl@ss 4.1	27180401
eCl@ss 5.0	27180506
eCl@ss 5.1	27180506
eCl@ss 6.0	27180802
eCl@ss 7.0	27182702
eCl@ss 8.0	27182702

ETIM

ETIM 2.0	EC001031
ETIM 3.0	EC001031
ETIM 4.0	EC001031

UNSPSC

UNSPSC 6.01	31261501
UNSPSC 7.0901	31261501
UNSPSC 11	31261501
UNSPSC 12.01	31261501
UNSPSC 13.2	31261501

Approvals

Approvals

Approvals

UL Recognized / cUL Recognized / cULus Recognized

Ex Approvals

Approvals submitted

Approval details

Electronic housing - ME 45 UT BU - 2854856

Approvals

UL Recognized	
mm ² /AWG/kcmil	30-12
Nominal current I _N	10 A
Nominal voltage U _N	300 V

cUL Recognized	
mm ² /AWG/kcmil	30-12
Nominal current I _N	10 A
Nominal voltage U _N	300 V

cULus Recognized	
------------------	--

Accessories

Accessories

Coding element

Coding star - CR-MSTB - 1734401

Coding section, inserted into the recess in the header or the inverted plug, red insulating material



Coding profile - CP-MSTB - 1734634

Coding profile, is inserted into the slot on the plug or inverted header, red insulating material



Electronic housing - ME 45 UT BU - 2854856

Accessories

Component housing center part

Electronic housing - ME 45 UTM GN - 2853404



Intermediate element for modular extension of the volume of the housing in the pitch. The open intermediate element is 22.5 mm wide.

Electronic housing - ME 45 UTM G GN - 2853417



Intermediate element for modular extension of the volume of the housing in the pitch. The closed intermediate element is 22.5 mm wide.

Electronic housing - ME 45 UTM GN - 2853404



Intermediate element for modular extension of the volume of the housing in the pitch. The open intermediate element is 22.5 mm wide.

Ground contact

Electronic housing - ME FE-CONTACT - 2908294



Functional earth ground contact, for intermediate elements.

Electronic housing - ME FE-CONTACT - 2908294



Functional earth ground contact, for intermediate elements.

Electronic housing - ME 45 UT BU - 2854856

Accessories

Mounting material

Components of electronic housing - ME-SAS - 2853899



Shield connection clamp for printed circuit terminal block

Electronic housing - ME LPZS - 2906911



PCB stop, for soldering onto PCB

Electronic housing - ME MF 17,5 - 2908281



Metal foot catch, for intermediate elements.

Electronic housing - ME LPZS - 2906911



PCB stop, for soldering onto PCB

Electronic housing - ME MF 17,5 - 2908281




Metal foot catch, for intermediate elements.

Electronic housing - ME 45 UT BU - 2854856

Accessories

PCB

Electronic housing - ME LP - 2906908



PCB, for custom fitting, with contact to DIN rail (EN 60715)

Electronic housing - ME B-22,5 MSTBO BU - 2907813

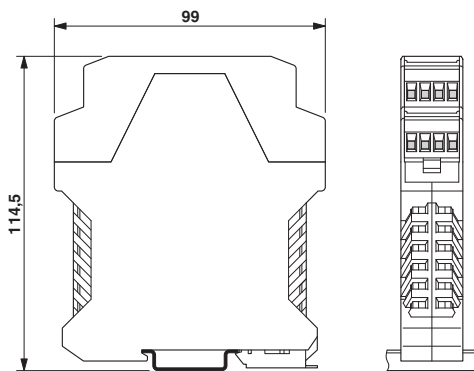
Filler plugs, for unoccupied terminal points

Electronic housing - ME B-22,5 MKDSO BU - 2908359

Filler plugs, for unoccupied terminal points

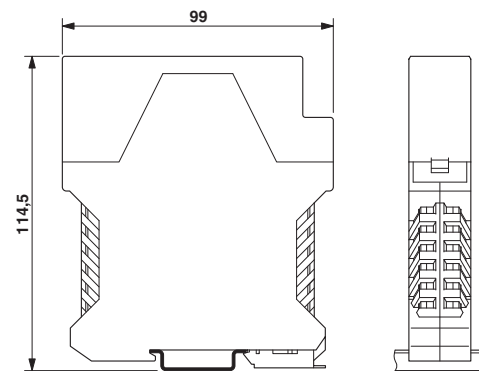
Drawings

Dimensioned drawing



Dimensions of the electronic housing ME... with double-level upper part

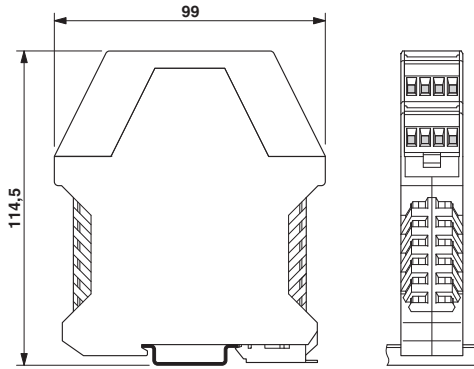
Dimensioned drawing



Dimensions of the electronic housing ME... with single-level upper part

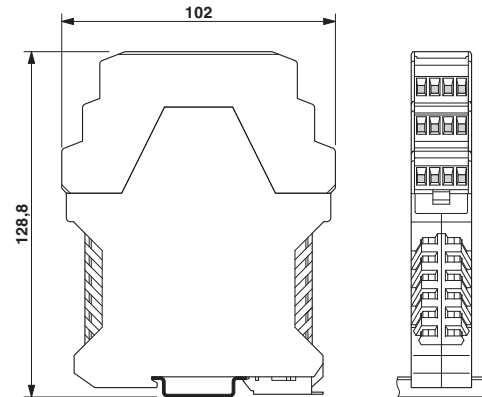
Electronic housing - ME 45 UT BU - 2854856

Dimensioned drawing



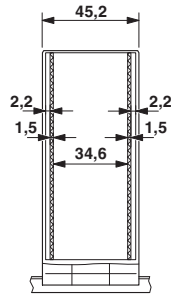
Dimensions of the electronic housing ME... with double-level upper part

Dimensioned drawing



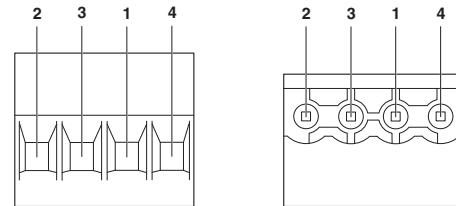
Dimensional drawing of the ME... printed circuit board if the triple-level upper part is used

Dimensioned drawing



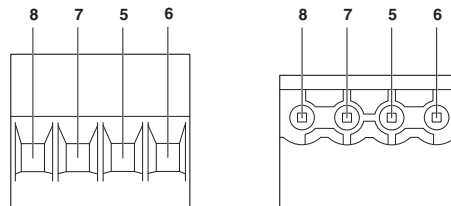
Inner housing dimensions, electronic housing ME 45 ...

Schematic diagram



Pin assignment left

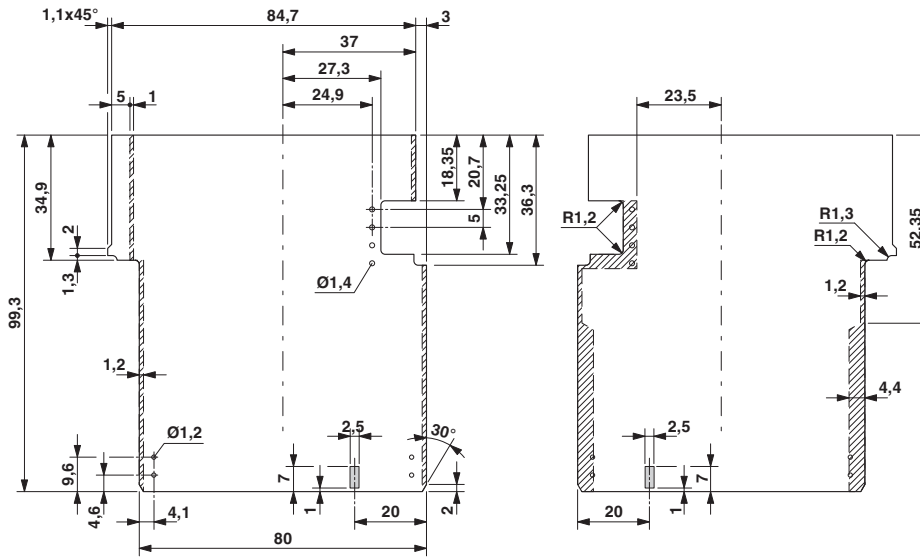
Schematic diagram



Pin assignment right

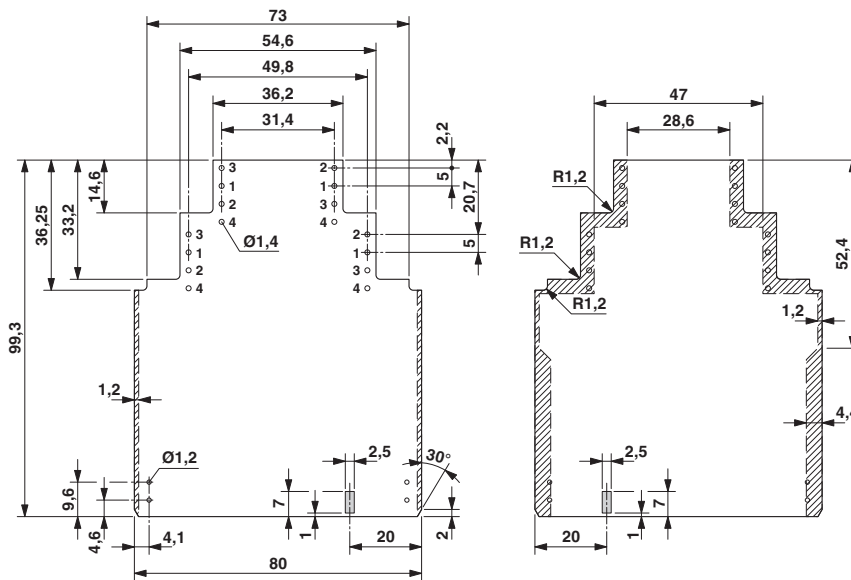
Electronic housing - ME 45 UT BU - 2854856

Dimensioned drawing



Dimensional drawing of the ME... printed circuit board if the single level upper part is used

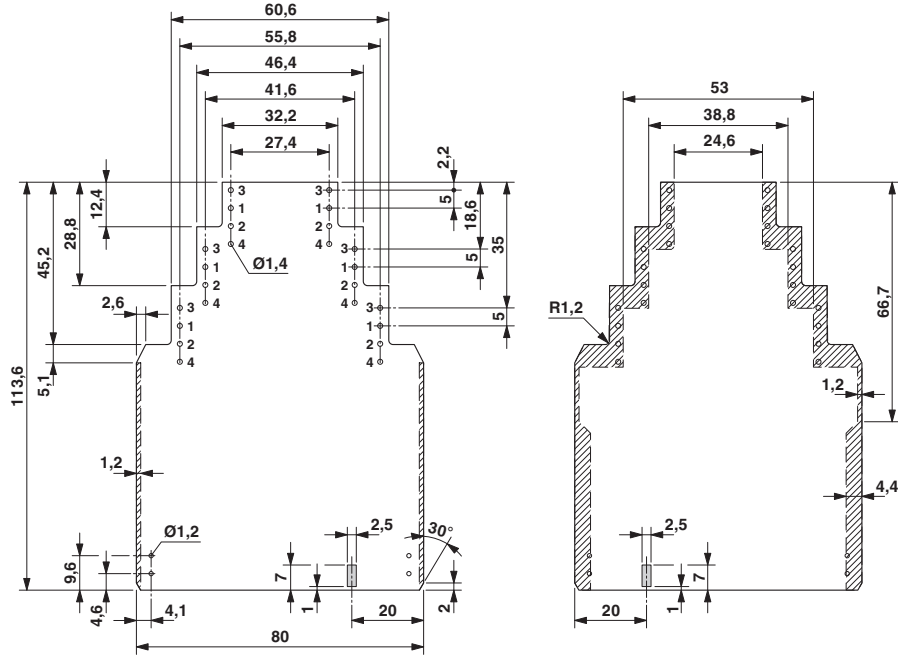
Dimensioned drawing



Dimensional drawing of the ME... printed circuit board if the double level upper part is used

Electronic housing - ME 45 UT BU - 2854856

Dimensioned drawing



Dimensional drawing of the ME... printed circuit board if the triple-level upper part is used