



Chipsmall Limited consists of a professional team with an average of over 10 year of expertise in the distribution of electronic components. Based in Hongkong, we have already established firm and mutual-benefit business relationships with customers from,Europe,America and south Asia,supplying obsolete and hard-to-find components to meet their specific needs.

With the principle of "Quality Parts,Customers Priority,Honest Operation,and Considerate Service",our business mainly focus on the distribution of electronic components. Line cards we deal with include Microchip,ALPS,ROHM,Xilinx,Pulse,ON,Everlight and Freescale. Main products comprise IC,Modules,Potentiometer,IC Socket,Relay,Connector.Our parts cover such applications as commercial,industrial, and automotives areas.

We are looking forward to setting up business relationship with you and hope to provide you with the best service and solution. Let us make a better world for our industry!



## Contact us

Tel: +86-755-8981 8866 Fax: +86-755-8427 6832

Email & Skype: info@chipsmall.com Web: www.chipsmall.com

Address: A1208, Overseas Decoration Building, #122 Zhenhua RD., Futian, Shenzhen, China



# IB IL 24 DI 2-PAC


Order No.: 2861221



<http://eshop.phoenixcontact.de/phoenix/treeViewClick.do?UID=2861221>

Inline digital input terminal block, complete with accessories (connector and labeling field), 2 inputs, 24 V DC, 4-wire connection method



Commercial data	
GTIN (EAN)	 4 017918 894153
sales group	K411
Pack	1 pcs.
Customs tariff	85389091
Catalog page information	Page 270 (AX-2009)

### Product notes

WEEE/RoHS-compliant since:  
06/01/2006



<http://www.download.phoenixcontact.com>  
Please note that the data given here has been taken from the online catalog. For comprehensive information and data, please refer to the user documentation. The General Terms and Conditions of Use apply to Internet downloads.

### Product description

Digital Inline input terminals are designed for the connection of digital signals as are emitted from control switches, limit switches or proximity switches.

All the typical applications are covered by the standard automation terminals.

The I/O equipment is connected using the Inline connector, providing you with multiple conductor connection technology.

The Inline terminals can be labeled using pull-out labeling fields. The fields have insert cards that can be labeled individually to suit the application. Additionally, there is the proven ZBFM-6... Zack marker strip for labeling the terminal points.

## Technical data

### General data

Width	12.2 mm
Height	119.8 mm
Depth	71.5 mm
Note on dimensions	Housing dimensions
Weight	38 g
Note on weight specifications	Without plug
Mounting type	DIN rail
Ambient temperature (operation)	-25 °C ... 55 °C
Ambient temperature (storage/transport)	-25 °C ... 85 °C
Permissible humidity (operation)	10 % ... 95 % (according to DIN EN 61131-2)
Permissible humidity (storage/transport)	10 % ... 95 % (according to DIN EN 61131-2)
Air pressure (operation)	70 kPa ... 106 kPa (up to 3000 m above sea level)
Air pressure (storage/transport)	70 kPa ... 106 kPa (up to 3000 m above sea level)
Degree of protection	IP20
Protection class	III, IEC 61140, EN 61140, VDE 0140-1
Test section	5 V supply incoming remote bus/7.5 V supply (bus logic) 500 V AC 50 Hz 1 min
	5 V supply outgoing remote bus/7.5 V supply (bus logic) 500 V AC 50 Hz 1 min
	7.5 V supply (bus logics)/24 V supply (I/O) 500 V AC 50 Hz 1 min
	24 V supply (I/O) / functional earth ground 500 V AC 50 Hz 1 min

### Interface

Name	Local bus
Type of connection	Inline data jumper
Transmission speed	500 kBaud

### Power supply for module electronics

Supply voltage	24 V DC (via voltage jumper)
Supply voltage range	19.2 V DC ... 30 V DC (including all tolerances, including ripple)
Supply current	35 mA
Communications power $U_L$	7.5 V (via voltage jumper)
Current consumption	max. 35 mA (from the local bus)

### Inline potential routing

Communications power $U_L$	7.5 V DC
Current consumption from $U_L$	max. 35 mA
Segment supply voltage $U_S$	24 V DC (nominal value)
Current consumption from $U_S$	max. 0.5 A

### Digital inputs

Input name	Digital inputs
Description of the input	EN 61131-2 type 1
Type of connection	Spring-cage connection
Connection method	2, 3, 4-wire
Number of inputs	2
Typical response time	< 1 ms
Protective circuit	Short-circuit and overload protection
Input voltage	24 V DC (via voltage jumper)
Input voltage range "0" signal	-3 V DC ... 5 V DC
Input voltage range "1" signal	15 V DC ... 30 V DC

### Certificates / Approvals



Certification ABS, BV, CUL, DNV, GL, GOST, LR, UL

Certification Ex: CUL-EX LIS, UL-EX LIS

### Accessories

Item	Designation	Description
<b>Marking</b>		
1051993	B-STIFT	Marker pen, for manual labeling of unprinted Zack strips, smear-proof and waterproof, line thickness 0.5 mm
0809492	ESL 62X10	Insert strip for laser printer, lettering field: 62 x 10 mm
2727501	IB IL FIELD 2	Labeling field, width: 12.2 mm
0811228	X-PEN 0,35	Marker pen without ink cartridge, for manual labeling of markers, labeling extremely wipe-proof, line thickness 0.35 mm



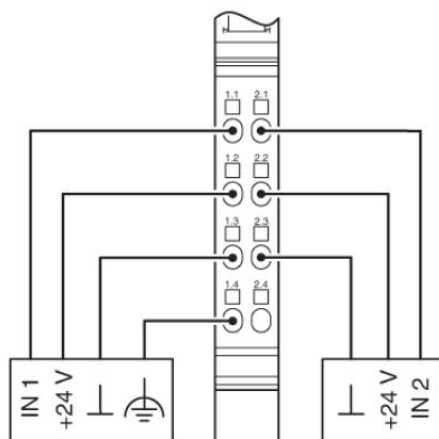
1051029	ZB 6,QR:FORTL.ZAHLEN	Zack marker strip, 10-section, printed vertically: with consecutive numbers 1 - 10, 11 - 20, and so on up to 491 - 500, color: white
1051045	ZB 6,QR:GLEICHE ZAHLEN	Zack marker, labeled vertically: 10-section, with identical numbers, 1/1/1, 2/2/2 etc. up to 1000/1000/1000, color: White
5060935	ZB 6/WH-100:UNBEDRUCKT	Zack strip, unprinted: For individual labeling with M-PEN, ZB-T or CMS system, large batch, sufficient for labeling 1000 terminal blocks, for a terminal width of 6.2 mm, color: White
1050499	ZB 6:SO/CMS	Zack strip, 10-section, divisible, special printing, marking according to customer requirements
1051003	ZB 6:UNBEDRUCKT	Zack strip, unprinted, strips with 10 labels for individual labeling with M-PEN or CMS system, for terminal block width: 6.2 mm, color: white
0807193	ZBFM 6/OG:UNBEDRUCKT	Zack marker sheet, flat, unprinted: 100-section, 10 strips à 10 markers, sufficient for 100 terminal blocks, for all terminal blocks, pitch 6.2 mm, labeling with M-PEN or CMS system, color: orange
0803618	ZBFM 6/WH:UNBEDRUCKT	Zack marker sheet, flat, unprinted: 100-section, 10 strips à 10 markers, sufficient for 100 terminal blocks, for all terminal blocks, pitch 6.2 mm, labeling with M-PEN or CMS system, color: white
0803650	ZBFM 6:SO/CMS	Special printing, Zack marker sheet, flat, 100-section, divisible, marking according to customer requirements

**Plug/Adapter**

2726337	IB IL SCN-8	Connector, for digital 1, 2 or 8-channel Inline terminals
2727608	IB IL SCN-8-CP	Inline connector, colored

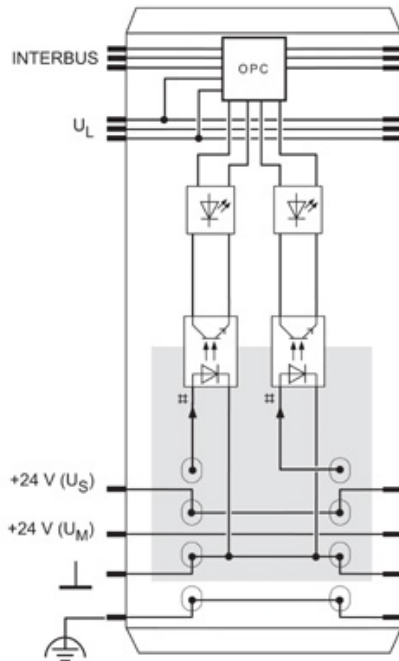
**Diagrams/Drawings**

Connection diagram



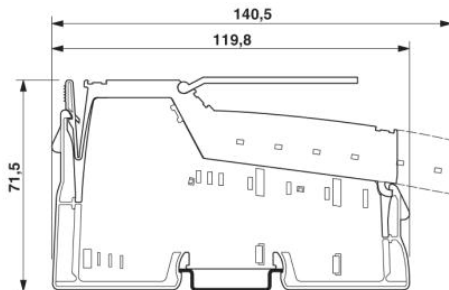
Block diagram

---



Dimensioned drawing

---



**Address**

PHOENIX CONTACT Deutschland GmbH  
Flachmarktstr. 8  
32825 Blomberg, Germany  
Phone +49 5235 3 12000  
Fax +49 5235 3 41200  
<http://www.phoenixcontact.de>



© 2011 Phoenix Contact  
Technical modifications reserved;