



Chipsmall Limited consists of a professional team with an average of over 10 year of expertise in the distribution of electronic components. Based in Hongkong, we have already established firm and mutual-benefit business relationships with customers from,Europe,America and south Asia,supplying obsolete and hard-to-find components to meet their specific needs.

With the principle of “Quality Parts,Customers Priority,Honest Operation,and Considerate Service”,our business mainly focus on the distribution of electronic components. Line cards we deal with include Microchip,ALPS,ROHM,Xilinx,Pulse,ON,Everlight and Freescale. Main products comprise IC,Modules,Potentiometer,IC Socket,Relay,Connector.Our parts cover such applications as commercial,industrial, and automotives areas.

We are looking forward to setting up business relationship with you and hope to provide you with the best service and solution. Let us make a better world for our industry!



Contact us

Tel: +86-755-8981 8866 Fax: +86-755-8427 6832

Email & Skype: info@chipsmall.com Web: www.chipsmall.com

Address: A1208, Overseas Decoration Building, #122 Zhenhua RD., Futian, Shenzhen, China




ILB PB 24 DI16 DO16

Order No.: 2862411

<http://eshop.phoenixcontact.de/phoenix/treeViewClick.do?UID=2862411>

Inline Block IO digital input/output module, PROFIBUS, 16 inputs, 24 V DC, 2, 3-wire connection technology, 16 outputs, 24 V DC, 500 mA, 2, 3-wire connection technology

**Commercial data**

GTIN (EAN)	 4 017918 923884
sales group	K441
Pack	1 pcs.
Customs tariff	85389091
Catalog page information	Page 325 (AX-2009)

Product notes

WEEE/RoHS-compliant since:
11/27/2007



<http://www.download.phoenixcontact.com>
Please note that the data given here has been taken from the online catalog. For comprehensive information and data, please refer to the user documentation. The General Terms and Conditions of Use apply to Internet downloads.

Technical data**General data**

Width	156 mm
Height	141.1 mm
Depth	57 mm

Note on dimensions	Specifications with male connectors
Weight	500 g
Note on weight specifications	with male connectors
Mounting type	DIN rail
Ambient temperature (operation)	-25 °C ... 60 °C
Ambient temperature (storage/transport)	-25 °C ... 85 °C
Permissible humidity (operation)	85 % (no condensation)
Permissible humidity (storage/transport)	95 % (no condensation)
Air pressure (operation)	80 kPa ... 108 kPa (up to 2000 m above mean sea level)
Air pressure (storage/transport)	66 kPa ... 108 kPa (up to 3500 m above mean sea level)
Degree of protection	IP20
Test section	I/Os / PROFIBUS 500 V AC 50 Hz 1 min
	I/O area / FE 500 V AC 50 Hz 1 min
	PROFIBUS / FE 500 V AC 50 Hz 1 min
Conformance with EMC directives	EN 55011:1998+A1:1999 Class A
Noise emission	Industrial environment
Mechanical tests	Vibration (operation) in acc. with IEC 60068-2-6:1982 5g
	Shock test in acc. with IEC 60068-2-27 25g
Diagnostics messages	Short-circuit / overload of the digital outputs Message in the diagnostics register
	Short-circuit, sensor supply Message in the diagnostics register
	Undervoltage Power supply for sensors Message in the diagnostics register
Interface	
Fieldbus system	PROFIBUS-DP
Name	PROFIBUS DP
Type of connection	D-SUB-9 female connector
Transmission speed	9.64 kBaud to 12 MBaud
	9,6 kBit/s 12 MBit/s
Number of positions	9
Power supply for module electronics	
Supply voltage	24 V DC
Supply voltage range	19.2 V DC ... 30 V DC (including all tolerances, including ripple)
Supply current	70 mA
Current consumption	Approx. 70 mA

Digital inputs

Input name	Digital inputs
Description of the input	EN 61131-2 type 1
Type of connection	Spring-cage connection
Connection method	2, 3-wire
Number of inputs	16
Typical response time	Approx. 500 μ s
Protective circuit	Short-circuit protection, overload protection of the sensor supply
Input voltage	24 V DC
Input voltage range "0" signal	-30 V DC ... 5 V DC
Input voltage range "1" signal	15 V DC ... 30 V DC
Nominal input current at U_{IN}	5 mA

Digital outputs

Output name	Digital outputs
Type of connection	Spring-cage connection
Connection method	2, 3-wire
Number of outputs	16
Protective circuit	Short-circuit and overload protection
Output voltage	24 V DC
Nominal output voltage	24 V DC
Maximum output current per channel	500 mA
Maximum output current per module / terminal block	8 A
Maximum output current per module	8 A
Nominal load, inductive	12 VA
Nominal load, lamp	12 W
Nominal load, ohmic	12 W

Certificates / Approvals



Certification	CUL, UL
Certification Ex:	CUL-EX LIS, UL-EX LIS

Accessories

Item	Designation	Description
------	-------------	-------------

Assembly

3022276	CLIPFIX 35-5	Snap-on end bracket, for NS 35/7.5 or NS 35/15 DIN rail, can be fitted with Zack strip ZB 5 and ZBF 5, terminal strip marker KLM 2 and KLM, parking facility for FBS...5, FBS...6, KSS 5, KSS 6, width: 5,15 mm, color: gray
---------	--------------	--

Marking

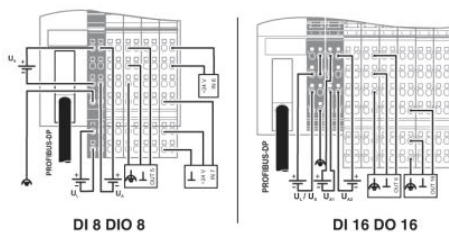
0809492	ESL 62X10	Insert strip for laser printer, lettering field: 62 x 10 mm
2727501	IB IL FIELD 2	Labeling field, width: 12.2 mm
0808778	ZBF 6:SO/CMS	Zack strip, flat, 10-section, divisible, special printing, marking according to customer requirements
0803618	ZBFM 6/WH:UNBEDRUCKT	Zack marker sheet, flat, unprinted: 100-section, 10 strips à 10 markers, sufficient for 100 terminal blocks, for all terminal blocks, pitch 6.2 mm, labeling with M-PEN or CMS system, color: white
0803650	ZBFM 6:SO/CMS	Special printing, Zack marker sheet, flat, 100-section, divisible, marking according to customer requirements

Plug/Adapter

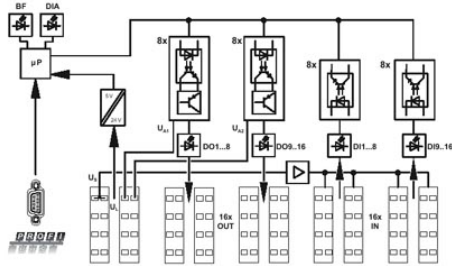
2727611	IB IL SCN-12-ICP	Connector, color coded, for digital 4, or 16-channel Inline input terminals
2727624	IB IL SCN-12-OCP	Connector, colored identification, for digital 4, or 16-channel Inline output terminal blocks
2727637	IB IL SCN-PWR IN-CP	Connector, colored, for Inline power and segment terminal blocks
2744348	SUBCON-PLUS-PROFIB	D-SUB connector, 9-pos., male connector, two cable entries < 35°, bus system: PROFIBUS DP up to 12 Mbps, termination resistor can be switched on via slide switch, pin assignment: 3, 5, 6, 8; spring-cage connection terminal blocks

Diagrams/Drawings

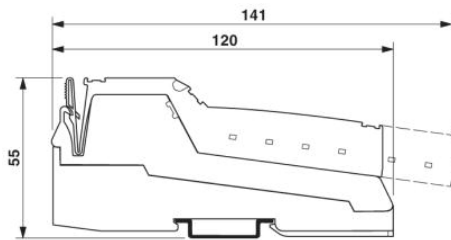
Connection diagram



Block diagram



Dimensioned drawing



The illustration shows the general dimensional drawing of the Inline Block I/O product family

Address

PHOENIX CONTACT Deutschland GmbH
Flachmarktstr. 8
32825 Blomberg, Germany
Phone +49 5235 3 12000
Fax +49 5235 3 41200
<http://www.phoenixcontact.de>



© 2011 Phoenix Contact
Technical modifications reserved;