



Chipsmall Limited consists of a professional team with an average of over 10 year of expertise in the distribution of electronic components. Based in Hongkong, we have already established firm and mutual-benefit business relationships with customers from,Europe,America and south Asia,supplying obsolete and hard-to-find components to meet their specific needs.

With the principle of "Quality Parts,Customers Priority,Honest Operation,and Considerate Service",our business mainly focus on the distribution of electronic components. Line cards we deal with include Microchip,ALPS,ROHM,Xilinx,Pulse,ON,Everlight and Freescale. Main products comprise IC,Modules,Potentiometer,IC Socket,Relay,Connector.Our parts cover such applications as commercial,industrial, and automotives areas.

We are looking forward to setting up business relationship with you and hope to provide you with the best service and solution. Let us make a better world for our industry!



Contact us

Tel: +86-755-8981 8866 Fax: +86-755-8427 6832

Email & Skype: info@chipsmall.com Web: www.chipsmall.com

Address: A1208, Overseas Decoration Building, #122 Zhenhua RD., Futian, Shenzhen, China




IB IL SGI 2/F-PAC

Order No.: 2878638



<http://eshop.phoenixcontact.de/phoenix/treeViewClick.do?UID=2878638>

Inline analog strain gauge input terminal, complete with accessories (connector and labeling field), 2 fast inputs, 4, 6-conductor connection method

Commercial data	
GTIN (EAN)	4  017918 996406
sales group	K412
Pack	1 pcs.
Customs tariff	85389091
Catalog page information	Page 283 (AX-2009)

Product notes

WEEE/RoHS-compliant since: 03/12/2009



<http://www.download.phoenixcontact.com>
Please note that the data given here has been taken from the online catalog. For comprehensive information and data, please refer to the user documentation. The General Terms and Conditions of Use apply to Internet downloads.

Technical data

General data	
Width	48.8 mm
Height	136 mm
Depth	71.5 mm
Weight	190 g

Mounting type	DIN rail
Operating mode	Process data operation with 3 words, PCP with 1 word
Ambient temperature (operation)	-25 °C ... 55 °C
Ambient temperature (storage/transport)	-25 °C ... 85 °C
Permissible humidity (operation)	10 % ... 95 % (according to DIN EN 61131-2)
Permissible humidity (storage/transport)	10 % ... 95 % (according to DIN EN 61131-2)
Air pressure (operation)	70 kPa ... 106 kPa (up to 3000 m above sea level)
Air pressure (storage/transport)	70 kPa ... 106 kPa (up to 3000 m above sea level)
Degree of protection	IP20
Protection class	III, IEC 61140, EN 61140, VDE 0140-1
Test section	Logic/analog I/O (digital isolator) 500 V AC 50 Hz 1 min
	Functional earth ground/analog I/O (isolating distance) 500 V AC 50 Hz 1 min
	Logic/functional earth ground (isolating distance) 500 V AC 50 Hz 1 min

Interface

Name	Inline local bus
Type of connection	Inline data jumper
Transmission speed	500 kbps
	500 kBit/s
Transmission physics	Copper

Inline potential routing

Communications power U_L	7.5 V DC
Current consumption from U_L	max. 85 mA
	Typ. 75 mA
I/O supply voltage U_{ANA}	24 V DC
Current consumption from U_{ANA}	Typ. 32 mA (With maximum load 60 Ω at $U_V = 5$ V)
	Typ. 8 mA (Without strain gauge)
Power consumption	Typ. 0.76 W (Device in nominal operation)

Analog inputs

Description of the input	Input channels for strain gauge
Number of inputs	2
Connection method	6 or 4-wire, twisted pair shielded cable
Bridge difference U_d	Measuring range specified by selecting the characteristic and the bridge voltage

Bridge voltage U_0	3.3 V
Characteristics	+1 mV/V, +2 mV/V, +3 mV/V, +4 mV/V ±1 mV/V, ±2 mV/V, ±3 mV/V, ±4 mV/V
Measured value representation	15 bit + sign bit
Process data update	Once per local bus cycle

Analog outputs

Output description	Voltage output
Number of outputs	2
Impedance	> 59 Ω (typical)
Output voltage	Typ. 5 V 3.3 V
Output current	max. 55 mA (With $U_V = 3.3$ V) max. 85 mA (With $U_V = 5$ V)
Maximum output current	max. 85 mA (With $U_V = 5$ V)

Certificates / Approvals



Certification	CUL, UL
Certification Ex:	CUL-EX LIS, UL-EX LIS

Accessories

Item	Designation	Description
------	-------------	-------------

Assembly

3025341	AB-SK	Support for busbars
3026489	AB-SK 65	Support, Length: 95.5 mm, Width: 6.2 mm, Color: gray
3026476	AB-SK/E	Support, Length: 10 mm, Width: 56 mm, Height: 20 mm, Color: silver
0402174	NLS-CU 3/10 SN 1000MM	PEN conductor busbar, 3mm x 10 mm, length: 1000 mm
3025163	SK 8	Shield connection terminal block, for applying the shield to busbars, type SK 8

3025176	SK 14	Shield connection terminal block, for applying the shield to busbars, type SK 14
3025189	SK 20	Shield connection terminal block, for applying the shield to busbars, type SK 20
3026463	SK 35	Shield connection terminal block, for applying the shield to busbars, type SK 35

General

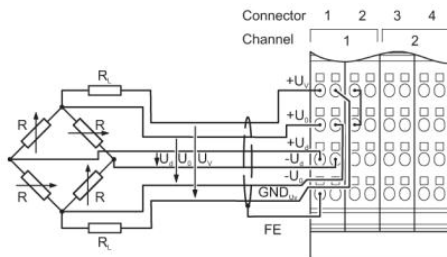
0404017	AK 4	Power terminal block, Load current : 41 A, Cross section: 0.5 mm ² - 6 mm ² , Width: 7 mm, Color: gray
0421032	AKG 4 BK	Power terminal block, Load current : 41 A, Cross section: 0.5 mm ² - 6 mm ² , Width: 7 mm, Color: black
0421029	AKG 4 GNYE	Power terminal block, Load current : 41 A, Cross section: 0.5 mm ² - 6 mm ² , Width: 7 mm, Color: green-yellow

Plug/Adapter

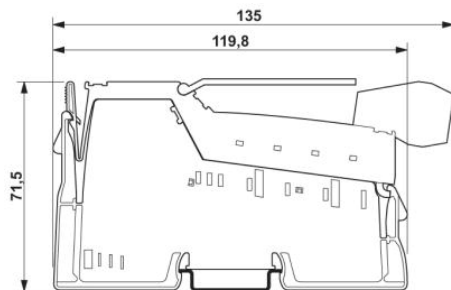
2726353	IB IL SCN-6 SHIELD	Inline shield connector
2726337	IB IL SCN-8	Connector, for digital 1, 2 or 8-channel Inline terminals

Diagrams/Drawings

Connection diagram



Dimensioned drawing



Address

PHOENIX CONTACT Deutschland GmbH
Flachmarktstr. 8
32825 Blomberg, Germany
Phone +49 5235 3 12000
Fax +49 5235 3 41200
<http://www.phoenixcontact.de>



© 2011 Phoenix Contact
Technical modifications reserved;