



Chipsmall Limited consists of a professional team with an average of over 10 year of expertise in the distribution of electronic components. Based in Hongkong, we have already established firm and mutual-benefit business relationships with customers from,Europe,America and south Asia,supplying obsolete and hard-to-find components to meet their specific needs.

With the principle of “Quality Parts,Customers Priority,Honest Operation,and Considerate Service”,our business mainly focus on the distribution of electronic components. Line cards we deal with include Microchip,ALPS,ROHM,Xilinx,Pulse,ON,Everlight and Freescale. Main products comprise IC,Modules,Potentiometer,IC Socket,Relay,Connector.Our parts cover such applications as commercial,industrial, and automotives areas.

We are looking forward to setting up business relationship with you and hope to provide you with the best service and solution. Let us make a better world for our industry!



Contact us

Tel: +86-755-8981 8866 Fax: +86-755-8427 6832

Email & Skype: info@chipsmall.com Web: www.chipsmall.com

Address: A1208, Overseas Decoration Building, #122 Zhenhua RD., Futian, Shenzhen, China




ILB PB AI4 AO2

Order No.: 2878874

<http://eshop.phoenixcontact.de/phoenix/treeViewClick.do?UID=2878874>

Inline Block IO analog input/output module, PROFIBUS, inputs: 0-20 mA, 4-20 mA, ± 20 mA, 0-5 V, ± 5 V, 0-10 V, ± 10 V, Pt 100, Pt 1000, Ni 1000..., outputs: 0-5 V, ± 5 V, 0-10 V, ± 10 V, 0-20 mA, ± 20 mA, 4-20 mA, 2, 3, 4-conductor connection



Commercial data	
GTIN (EAN)	 4 046356 075114
Note	Made-to-order
sales group	K441
Pack	1 pcs.
Customs tariff	85389091
Catalog page information	Page 327 (AX-2009)

Product notes

WEEE/RoHS-compliant since:
10/28/2008



<http://www.download.phoenixcontact.com>
Please note that the data given here has been taken from the online catalog. For comprehensive information and data, please refer to the user documentation. The General Terms and Conditions of Use apply to Internet downloads.

Product description

The multifunctional, analog Inline Block I/O modules can be used universally. The four inputs either offer the difference measured between analog current / voltage signals or the option of connecting resistance thermometers (RTDs). Furthermore, the current or voltage actuators can be connected at the two outputs. In addition, all channels are equipped with shield connections as a standard and are provided with the 2, 3 or 4-conductor system. The analog signals are made available with a resolution of 16 bits.

The connectors can be labeled using hinged labeling fields. The fields have insert cards that can be labeled individually to suit the application. Additionally, there is the proven ZBFM-6... Zack marker strip for labeling the terminal points.

Technical data

General data

Width	156 mm
Height	136.8 mm
Depth	57 mm
Weight	465 g
Mounting type	DIN rail
Ambient temperature (operation)	-25 °C ... 60 °C
Ambient temperature (storage/transport)	-25 °C ... 85 °C
Permissible humidity (operation)	10 % ... 85 % (no condensation)
Permissible humidity (storage/transport)	10 % ... 95 % (no condensation)
Air pressure (operation)	80 kPa ... 108 kPa (up to 2000 m above sea level)
Air pressure (storage/transport)	66 kPa ... 108 kPa (up to 3500 m above mean sea level)
Degree of protection	IP20
Protection class	III, IEC 61140, EN 61140, VDE 0140-1
Mechanical tests	Vibration resistance in acc. with IEC 60068-2-6 5 g Shock test in acc. with IEC 60068-2-27 30 g

Interface

Fieldbus system	PROFIBUS-DP
Name	Inline local bus
Type of connection	D-SUB-9 female connector
Transmission speed	9,6 kBit/s ... 12 MBit/s
Transmission physics	Copper

Inline potential routing

Communications power U_L	24 V DC
Power supply at U_L	max. 8 A
Current consumption from U_L	Typ. 100 mA max. 150 mA (AO-I nominal load)
Power supply at U_S	max. 8 A
Current consumption from U_S	max. 220 mA (Maximum full load)

Analog inputs

Number of inputs	max. 4 (2 differential inputs, voltage or current can be chosen separately)
Type of connection	Spring-cage connection

Connection method	2, 3, 4-wire (shielded)
Input name	Analog inputs
A/D conversion time	Typ. 180 µs
Resolution A/D	16 bit
Limit frequency (3 dB)	120 Hz (default for 4.5 ms filter)
	450 Hz (for 1.1 ms filter)
Data formats	IB IL
Measured value resolution	16 bits (15 bits + sign)
Current input signal	0 mA ... 20 mA
	4 mA ... 20 mA
	-20 mA ... 20 mA
Input resistance current input	Typ. 107 Ω
Voltage input signal	-5 V ... 5 V
	0 V ... 10 V
	-10 V ... 10 V
Input resistance of voltage input	Typ. 276 kΩ
Number of inputs	4 (differential inputs, voltage)
Type of protection	Overload protection, short-circuit protection of sensor supply
Open circuit response	Goes to 0 V
Voltage input signal	0 V ... 5 V
	-5 V ... 5 V
	0 V ... 10 V
	-10 V ... 10 V
Number of inputs	4 (differential inputs, current)
Type of protection	Electronic short-circuit protection
Open circuit response	Going to 0 mA; open-circuit detection from 4 mA ... 20 mA
Current input signal	0 mA ... 20 mA
	4 mA ... 20 mA
	-20 mA ... 20 mA
Input resistance current input	Typ. 107 Ω
Number of inputs	4
Input name	Analog RTD inputs
Sensor types (RTD) that can be used	Pt100, Pt500, Pt1000, Ni100, Ni1000, Ni1000 L&G
Linear resistance measuring range	0 Ω ... 3200 Ω
	0 Ω ... 9500 Ω
Protective circuit	Overload protection, short-circuit protection of sensor supply

Analog outputs

Number of outputs	2
Type of connection	Spring-cage connection
Connection method	2-wire (shielded)
Output name	Analog outputs
D/A conversion time	Typ. 70 µs
D/A resolution	16 Bit
Type of protection	Short-circuit protection of outputs
Data formats	IB IL
Measured value representation	16 bits (15 bits + sign bit)
Process data update	17 ms
Current output signal	0 mA ... 20 mA 4 mA ... 20 mA -20 mA ... 20 mA
Load/output load current output	to 500 Ω
Voltage output signal	0 V ... 5 V -5 V ... 5 V 0 V ... 10 V -10 V ... 10 V
Load/output load voltage output	> 2 kΩ

Certificates / Approvals



Certification CUL, UL

Accessories

Item	Designation	Description
------	-------------	-------------

Assembly

3022276	CLIPFIX 35-5	Snap-on end bracket, for NS 35/7.5 or NS 35/15 DIN rail, can be fitted with Zack strip ZB 5 and ZBF 5, terminal strip marker KLM 2 and KLM, parking facility for FBS...5, FBS...6, KSS 5, KSS 6, width: 5,15 mm, color: gray
---------	--------------	--

Marking

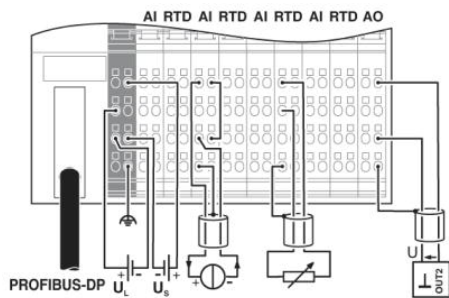
0809492	ESL 62X10	Insert strip for laser printer, lettering field: 62 x 10 mm
2727501	IB IL FIELD 2	Labeling field, width: 12.2 mm
0808778	ZBF 6:SO/CMS	Zack strip, flat, 10-section, divisible, special printing, marking according to customer requirements
0803618	ZBFM 6/WH:UNBEDRUCKT	Zack marker sheet, flat, unprinted: 100-section, 10 strips à 10 markers, sufficient for 100 terminal blocks, for all terminal blocks, pitch 6.2 mm, labeling with M-PEN or CMS system, color: white
0803650	ZBFM 6:SO/CMS	Special printing, Zack marker sheet, flat, 100-section, divisible, marking according to customer requirements

Plug/Adapter

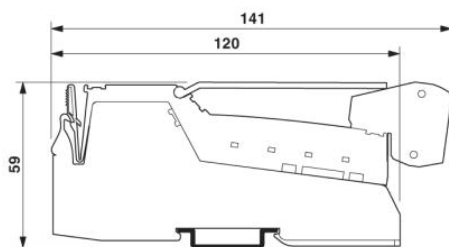
2740245	IB IL SCN 6-SHIELD-TWIN	Inline shield connector
2726353	IB IL SCN-6 SHIELD	Inline shield connector
2726337	IB IL SCN-8	Connector, for digital 1, 2 or 8-channel Inline terminals

Diagrams/Drawings

Connection diagram



Dimensioned drawing



Address

PHOENIX CONTACT Deutschland GmbH
Flachmarktstr. 8
32825 Blomberg, Germany
Phone +49 5235 3 12000
Fax +49 5235 3 41200
<http://www.phoenixcontact.de>



© 2011 Phoenix Contact
Technical modifications reserved;