



Chipsmall Limited consists of a professional team with an average of over 10 year of expertise in the distribution of electronic components. Based in Hongkong, we have already established firm and mutual-benefit business relationships with customers from,Europe,America and south Asia,supplying obsolete and hard-to-find components to meet their specific needs.

With the principle of “Quality Parts,Customers Priority,Honest Operation,and Considerate Service”,our business mainly focus on the distribution of electronic components. Line cards we deal with include Microchip,ALPS,ROHM,Xilinx,Pulse,ON,Everlight and Freescale. Main products comprise IC,Modules,Potentiometer,IC Socket,Relay,Connector.Our parts cover such applications as commercial,industrial, and automotives areas.

We are looking forward to setting up business relationship with you and hope to provide you with the best service and solution. Let us make a better world for our industry!



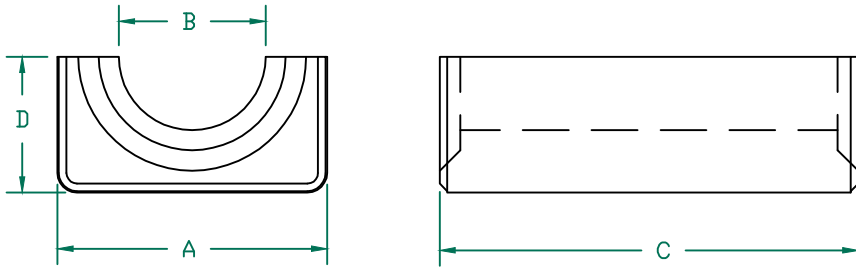
Contact us

Tel: +86-755-8981 8866 Fax: +86-755-8427 6832

Email & Skype: info@chipsmall.com Web: www.chipsmall.com

Address: A1208, Overseas Decoration Building, #122 Zhenhua RD., Futian, Shenzhen, China





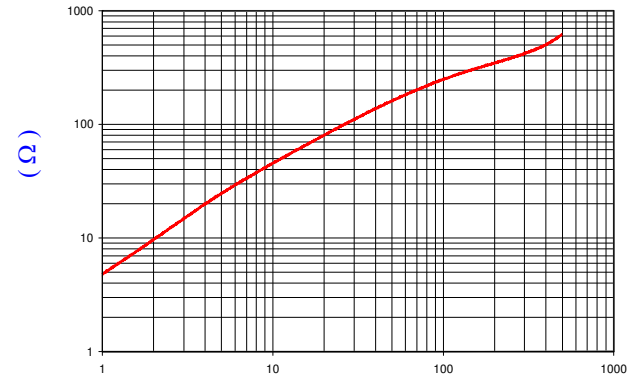
CORE DIMENSIONS:

A	18.66 [.735]	±	0.38 [.015]
B	10.16 [.400]	±	0.20 [.008]
C	28.96 [1.140]	±	0.51 [.020]
D	9.40 [.370]	±	0.19 [.007]

UNCONTROLLED DOCUMENT

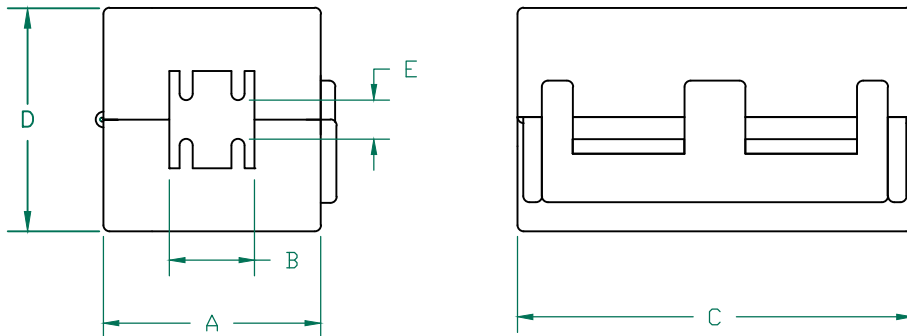
IMPEDANCE (Z)			
Frequency	25 MHz	100 MHz	300 MHz
Nominal (REF)	95 Ω	250 Ω	420 Ω
Minimum	- Ω	200 Ω	- Ω

Z vs. FREQUENCY
(REF. ONLY)



FREQUENCY (MHz)

AGILENT E4991A Impedance/Material Analyzer
HP 16092A-Test Fixture, REF #3399



CASE DIMENSIONS:

A	22.28 [.877]	±	Ref.
B	10.00 [.394]	±	Ref.
C	32.77 [1.290]	±	Ref.
D	21.84 [.860]	±	Ref.
E	4.30 [.170]	±	Ref.

NOTES:

1. ASSEMBLED PART #: 28A2029-0A2
2. CASE COLOR: BLACK - "0A2"
3. CASE FLAMMABILITY RATING: UL94 V-2.
4. CASE MATERIAL: Halogen Free Nylon

DIMENSIONS ARE IN mm [INCHES].				This print is the property of Laird Tech. and is loaned in confidence subject to return upon request and with the understanding that no copies shall be made without the written consent of Laird Tech. All rights to design or invention are reserved.		Laird	
K	UPDATED NOTE 3	09/15/10	JUN	PROJECT/PART NUMBER:		REV	DRAWN BY:
J	UPDATE COMPANY LOGO ADD NOTES 3&4	01/27/09	JRK	28A2029-0A2		K	JRK
H	UPDATE 100MHz MINIMUM VALUE	07/17/07	TMB	DATE:	09/20/04	SCALE:	NTS
G	UPDATE COMPANY LOGO	04/18/07	TMB	CAD #	28A2029-0A2-K	TOOL #	-
F	UPDATE CASE DIMENSIONS A, C, & D CHANGE CASE DIM TOLERANCES TO REF	10/30/06	TMB	MATERIAL:		FERRITE	
E	CHANGE CASE "B" DIM TO 10.00 [.394] & TOLERANCE TO 0.51 [.020]	07/07/06	TMB				
REV	DESCRIPTION	DATE	INT				