



Chipsmall Limited consists of a professional team with an average of over 10 year of expertise in the distribution of electronic components. Based in Hongkong, we have already established firm and mutual-benefit business relationships with customers from,Europe,America and south Asia,supplying obsolete and hard-to-find components to meet their specific needs.

With the principle of “Quality Parts,Customers Priority,Honest Operation,and Considerate Service”,our business mainly focus on the distribution of electronic components. Line cards we deal with include Microchip,ALPS,ROHM,Xilinx,Pulse,ON,Everlight and Freescale. Main products comprise IC,Modules,Potentiometer,IC Socket,Relay,Connector.Our parts cover such applications as commercial,industrial, and automotives areas.

We are looking forward to setting up business relationship with you and hope to provide you with the best service and solution. Let us make a better world for our industry!



Contact us

Tel: +86-755-8981 8866 Fax: +86-755-8427 6832

Email & Skype: info@chipsmall.com Web: www.chipsmall.com

Address: A1208, Overseas Decoration Building, #122 Zhenhua RD., Futian, Shenzhen, China



I/O extension module - RAD-DO8-IFS - 2902811

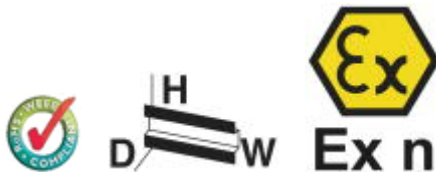
Please be informed that the data shown in this PDF Document is generated from our Online Catalog. Please find the complete data in the user's documentation. Our General Terms of Use for Downloads are valid (<http://phoenixcontact.com/download>)



Digital I/O extension module with 8 digital transistor outputs (30.5 V DC/200 mA), with screw connection, including DIN rail connector

Product Features

- Extended temperature range, -40°C ... +70°C
- Easy module replacement even during operation (hot swap)
- 8 transistor outputs (30.5 V DC/250 mA)
- Suitable for ATEX zone 2
- Easy startup via thumbwheel



Key commercial data

Packing unit	1 pc
Weight per Piece (excluding packing)	300.0 GRM
Custom tariff number	85176200
Country of origin	Germany

Technical data

Note

Utilization restriction	EMC: class A product, see manufacturer's declaration in the download area
-------------------------	---

Dimensions

Width	17.5 mm
Height	99 mm
Depth	114.5 mm

Ambient conditions

I/O extension module - RAD-DO8-IFS - 2902811

Technical data

Ambient conditions

Degree of protection	IP20
Ambient temperature (operation)	-40 °C ... 70 °C
	-40 °F ... 158 °F
Ambient temperature (storage/transport)	-40 °C ... 85 °C
	-40 °F ... 185 °F
Permissible humidity (operation)	20 % ... 85 %
Permissible humidity (storage/transport)	20 % ... 85 %
Altitude	2000 m
Vibration (operation)	in accordance with IEC 60068-2-6: 5g, 10 Hz ... 150 Hz
Shock	16g, 11 ms

General

Surge voltage category	II
Mounting position	any
Assembly instructions	on standard DIN rail NS 35 in accordance with EN 60715
Pollution degree	2
Housing material	PA 6.6-FR
Inflammability class according to UL 94	V0
MTTF	1594 Years (Telcordia standard, 25°C temperature, 21% operating cycle (5 days a week, 8 hours a day))
	600 Years (Telcordia standard, 40°C temperature, 34.25% operating cycle (5 days a week, 12 hours a day))
	230 Years (Telcordia standard, temperature 40 °C, operating cycle 100 % (7 days a week, 24 hours a day))

Supply

Supply voltage range	19.2 V DC ... 30.5 V DC (TBUS)
Max. current consumption	≤ 22 mA (At 24 V DC, at 25°C)
Transient surge protection	Yes

Digital outputs

Number of outputs	8
Contact type	Transistor
Supply voltage range	12 V DC ... 30.5 V DC (for digital outputs)
Maximum switching voltage	30.5 V DC
Max. switching current	200 mA (per channel)
Maximum switching frequency	10 Hz
Behavior of the outputs (adjustable via DIP switch)	Hold / Reset

Electrical isolation

I/O extension module - RAD-DO8-IFS - 2902811

Technical data

Electrical isolation

Digital I/O	50 V (Rated insulation voltage (between the channel groups 1...4 and 5...8/TBUS supply, reinforced insulation according to EN 61010))
-------------	---

Test voltage

Digital I/O	1.5 kV AC (50 Hz, 1 min.)
-------------	---------------------------

Connection data

Connection method	Screw connection
Conductor cross section solid min.	0.2 mm ²
Conductor cross section solid max.	2.5 mm ²
Conductor cross section stranded min.	0.2 mm ²
Conductor cross section stranded max.	2.5 mm ²
Conductor cross section AWG/kcmil min.	24
Conductor cross section AWG/kcmil max	14
Stripping length	7 mm
Tightening torque	0.6 Nm
Screw thread	M3

Status indicator

Status display	Green LED (supply voltage, PWR)
	Green LED (bus communication, DAT)
	Red LED (periphery error, ERR)
	Yellow LED (digital output, DO1)
	Yellow LED (digital output, DO2)
	Yellow LED (digital output, DO3)
	Yellow LED (digital output, DO4)
	Yellow LED (digital output, DO5)
	Yellow LED (digital output, DO6)
	Yellow LED (digital output, DO7)
	Yellow LED (digital output, DO8)

Approvals and conformance

Conformance	CE-compliant
IECEX	Ex nA IIC T4 Gc
UL, USA / Canada	UL 508 Listed
Standard designation	EMC Directive 2004/108/EC
Standards/regulations	EN 61000-6-2
Standard designation	EMC Directive 2004/108/EC
Standards/regulations	EN 61000-6-4
Standard designation	Ex Directive (ATEX)

I/O extension module - RAD-DO8-IFS - 2902811

Technical data

Approvals and conformance

Standards/regulations	EN 60079-0
Standard designation	Ex Directive (ATEX)
Standards/regulations	EN-60079-15

Classifications

eCl@ss

eCl@ss 4.0	27230207
eCl@ss 4.1	27230207
eCl@ss 5.0	27230207
eCl@ss 5.1	27242208
eCl@ss 6.0	27242208
eCl@ss 7.0	27242208
eCl@ss 8.0	27242208

ETIM

ETIM 3.0	EC001423
ETIM 4.0	EC000310
ETIM 5.0	EC000310

UNSPSC

UNSPSC 6.01	30211506
UNSPSC 7.0901	43223108
UNSPSC 11	39121008
UNSPSC 12.01	43223108
UNSPSC 13.2	43223108

Approvals

Approvals

Approvals

UL Listed / cUL Listed / cULus Listed

Ex Approvals


ATEX / IECEx / UL Listed / cUL Listed / cULus Listed

I/O extension module - RAD-DO8-IFS - 2902811

Approvals

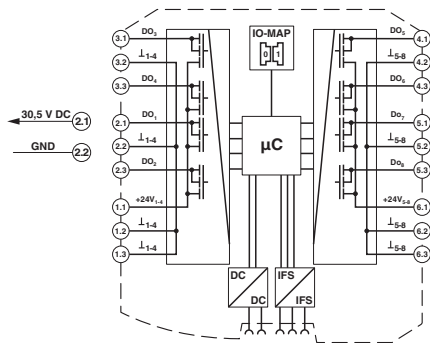
Approvals submitted

Approval details



Drawings

Block diagram



Dimensioned drawing

