



Chipsmall Limited consists of a professional team with an average of over 10 year of expertise in the distribution of electronic components. Based in Hongkong, we have already established firm and mutual-benefit business relationships with customers from,Europe,America and south Asia,supplying obsolete and hard-to-find components to meet their specific needs.

With the principle of “Quality Parts,Customers Priority,Honest Operation,and Considerate Service”,our business mainly focus on the distribution of electronic components. Line cards we deal with include Microchip,ALPS,ROHM,Xilinx,Pulse,ON,Everlight and Freescale. Main products comprise IC,Modules,Potentiometer,IC Socket,Relay,Connector.Our parts cover such applications as commercial,industrial, and automotives areas.

We are looking forward to setting up business relationship with you and hope to provide you with the best service and solution. Let us make a better world for our industry!




Contact us

Tel: +86-755-8981 8866 Fax: +86-755-8427 6832

Email & Skype: info@chipsmall.com Web: www.chipsmall.com

Address: A1208, Overseas Decoration Building, #122 Zhenhua RD., Futian, Shenzhen, China





The Stewart Connector Installation Hand Tool is a comfortable, all-in-one tool for high-performance terminations. Interchangeable dies are available to terminate 4- through 10-position unshielded plugs. Ergonomic design and cushioned hand grips add to the comfort and ease of terminations. Ratchet control ensures complete crimp cycle every time.

Series	Application	Tool Description	SCS Part Number
30	4-Position unshielded plugs	Crimp tool with 4-position die set	2990001-01
30	6-Position unshielded plugs	Crimp tool with 6-position die set	2990002-01
30	8-Position unshielded plugs	Crimp tool with 8-position die set	2990003-01
30	10-Position unshielded plugs	Crimp tool with 10-position die set	2990007-01
37	8-Position unshielded plugs	Crimp tool with 8-position die set	2990003-01



Stewart Connector offers a broad variety of hand tools for fast and easy plug termination on- or off-site. The bench-mount Knuckle Press and bench-mount Pneumatic Press with BTA die sets (sold separately) are best suited for applications with 1,000 to 50,000 terminations annually. The ratchet-style hand tool will not release until full termination is complete.

For Stewart Unshielded Plugs:

Step 1: Select termination tool:

Tool Description	SCS Part Number	Reference Part Number
Knuckle press - Bench Mount	2940001-01	BTA-100
Ratchet Style Hand Tool	2940231-01	
Pneumatic - Bench Mount	2940251-01	PTA-100

Step 2: Select die set according to the application:

Series	Application	SCS Part Number	Ref. Part Number
30	4-Contact 4-Position	2905001-01	BTA-101
30	2-Contact 6-Position	2905002-01	BTA-102
30	4-Contact 6-Position	2905002-01	BTA-102
30	6-Contact 6-Position - Long Body Plug	2905003-01	BTA-103
30	6-Contact 6-Position	2905008-01	BTA-106
30	6-Contact 6-Position - Offset Tab (OST/MMJ)	2905009-01	BTA-109
30	8-Contact 8-Position - Winged	2905007-01	
30	8-Contact 8-Position - No Key, K1, or K2	2905005-01	BTA-104
30	10-Contact 10-Position - No Key, K1, K2, or 2-pc	2905010-01	BTA-110
30	10-Contact 10-Position RMK4 - Key	2905012-01	BTA-110RMK4
37	8-Contact 8-Position	2905014-01	BTA-104NCB
39100	8-Contact 8-Position	2905014-01	BTA-104NCB

Production Hand and Pneumatic Tools

• Shielded Plugs

For Stewart Shielded Plugs:

Step 1: Select termination tool:


Tool Description	SCS Part Number	Reference Part Number
Knuckle press - Bench Mount	2940001-01	BTA-100
Ratchet Style Hand Tool	2940231-01	
Pneumatic - Bench Mount	2940251-01	PTA-100

Step 2: Select a die set according to the application:

Series	Application	SCS Part Number	Reference Part Number
36	6-Contact 6-Position Shielded	2906252-01	BTA-106S
36	8-Contact 8-Position Shielded - No Key, K1, K2, or K3	2906253-01	BTA-104S
36	10-Contact 10-Position Shielded - No Key, K1, K2, or K3	2906255-01	BTA-110S
36	10-Contact 10-Position Shielded - RMK4 Key	2906256-01	BTA-110S-RMK4
36	10-Contact 10-Position Shielded - K4 Key	2906257-01	BTA-110S-K4
36	10-Contact 10-Position Shielded - RMK4R Key	2906260-01	BTA-110SRMK4R
37	8-Contact 8-Position Shielded	2906253-01	BTA-104S

Step 3: Select a Ferrule Crimp Tool Kit based upon the cable diameter:

Cable Outside Diameter	SCS Part Number
0.125	2912501-01
0.135	2912502-01
0.145	2912503-01
0.155	2912504-01
0.165	2912505-01
0.175	2912506-01
0.185	2912507-01
0.195	2912508-01
0.205	2912509-01
0.215	2912510-01
0.225	2912511-01
0.235	2912512-01
0.245	2912513-01
0.255	2912514-01
0.265	2912585-01



For installers, our industry-leading hand tool aids in making your application easy and quick to assemble.

For Stewart Cable-Ready Jacks:

Series	Tool Description	SCS Part Number
80	Ratchet style hand tool with Short body Cable-Ready Insert	2940013-01
82	Ratchet style hand tool with CAT5e CableJack™ Insert	2940014-01

Production Hand and Pneumatic Tools

• Compu-shield®

For Stewart Compu-shield® Plugs:

Step 1: Select a termination tool:


Tool Description	SCS Part Number	Reference Part Number
Knuckle press - Bench Mount	2940001-01	BTA-100
Ratchet Style Hand Tool	2940231-01	
Pneumatic - Bench Mount	2940251-01	PTA-100

Step 2: Select a die set according to the application:

Series	Application	SCS Part Number	Reference Part Number
31 and 32	6-Position Compu-shield®	2907501-01	BTA-CS6
31 and 32	8-Position Compu-shield®	2907502-01	BTA-CS8
31 and 32	10-Position Compu-shield®	2907503-01	BTA-CS10
31 and 32	15-Position Compu-shield®	2907504-01	BTA-CS15

Step 3: Select a Ferrule Crimp Tool Kit based upon the cable diameter:

Cable Outside Diameter	SCS Part Number
0.125	2912501-01
0.135	2912502-01
0.145	2912503-01
0.155	2912504-01
0.165	2912505-01
0.175	2912506-01
0.185	2912507-01
0.195	2912508-01
0.205	2912509-01
0.215	2912510-01
0.225	2912511-01
0.235	2912512-01
0.245	2912513-01
0.255	2912514-01
0.265	2912585-01



Stewart Connector offers bench and power application tools that are ideal for more demanding applications. Our SS-20 machines terminate both ends of a cable providing a quick continuity check. This machine is best suited for applications for over 200,000 plugs annually. Contact Stewart about available leasing options for the SS-20 machines.

Tool Description	SCS Part Number	Reference Part Number
Terminates 4- and 6-position plugs	2800100-01	SS-20N
Terminates 8-position plugs*	2800101-01	SS-20S
Terminates 4-, 6-, and 8-position plugs	2800102-01	SS-20NS
Terminates 4-, 6-, 8-, and 10-position plugs*	2800103-01	SS-20-NS-10

*Note: If terminating shielded plugs, a Ferrule Crimp Tool Kit is needed (sold separately).
*For 37 and 39100 Series unshielded plugs, 2 spacer bars and 2 punches are required.
Consult Stewart for details.*