



Chipsmall Limited consists of a professional team with an average of over 10 year of expertise in the distribution of electronic components. Based in Hongkong, we have already established firm and mutual-benefit business relationships with customers from,Europe,America and south Asia,supplying obsolete and hard-to-find components to meet their specific needs.

With the principle of “Quality Parts,Customers Priority,Honest Operation,and Considerate Service”,our business mainly focus on the distribution of electronic components. Line cards we deal with include Microchip,ALPS,ROHM,Xilinx,Pulse,ON,Everlight and Freescale. Main products comprise IC,Modules,Potentiometer,IC Socket,Relay,Connector.Our parts cover such applications as commercial,industrial, and automotives areas.

We are looking forward to setting up business relationship with you and hope to provide you with the best service and solution. Let us make a better world for our industry!



Contact us

Tel: +86-755-8981 8866 Fax: +86-755-8427 6832

Email & Skype: info@chipsmall.com Web: www.chipsmall.com

Address: A1208, Overseas Decoration Building, #122 Zhenhua RD., Futian, Shenzhen, China



Solid-state relays - ST-OV3- 12DC/ 24DC/2 - 2905187

Please be informed that the data shown in this PDF Document is generated from our Online Catalog. Please find the complete data in the user's documentation. Our General Terms of Use for Downloads are valid (<http://phoenixcontact.com/download>)




Plug-in power solid-state relay, with LED and protective circuit in input and output circuits, input: 12 V DC, output: short-circuit-proof, 10 - 30 V DC/max. 2 A, can be plugged into basic terminal blocks

The illustration shows version ST-OV
3- 5 DC/24 DC/2



Key commercial data

Packing unit	1 pc
GTIN	 4 017918 079321
Weight per Piece (excluding packing)	30.4 GRM
Custom tariff number	85364190
Country of origin	Germany

Technical data

Note

Utilization restriction	EMC: class A product, see manufacturer's declaration in the download area
-------------------------	---

Dimensions

Width	20.8 mm
Height	33 mm
Depth	66.5 mm

Ambient conditions

Ambient temperature (operation)	-20 °C ... 60 °C
Ambient temperature (storage/transport)	-20 °C ... 70 °C

Input data

Nominal input voltage U_N	12 V DC $\pm 20\%$
-----------------------------	--------------------

Solid-state relays - ST-OV3- 12DC/ 24DC/2 - 2905187

Technical data

Input data

Switching threshold "0" signal, voltage	$\leq 4.2 \text{ V}$
Switching threshold "1" signal voltage	$\geq 4.8 \text{ V}$
Typical input current at U_N	5 mA
Typical response time	17 μs
Typical turn-off time	104 μs
Status display	Yellow LED
Type of protection	Protection against polarity reversal
	Surge protection
Protective circuit/component	Polarity protection diode
Transmission frequency	1000 Hz

Output data

Output voltage range	10 V DC ... 30 V DC
Limiting continuous current	2 A (see derating curve)
Peak offstate voltage	35 V DC (Collector-emitter reverse voltage)
Voltage drop at max. limiting continuous current	1.5 V
Output circuit	3-conductor, ground-referenced
Status display	LED red
Type of protection	Protection against polarity reversal
	Free running
Protective circuit/component	Polarity protection diode
	Damping diode

General

Test voltage input/output	2.5 kV AC
Mounting position	any
Standards/regulations	DIN VDE 0110

Classifications

eCl@ss

eCl@ss 4.0	27371102
eCl@ss 4.1	27371102
eCl@ss 5.0	27371001
eCl@ss 5.1	27371001
eCl@ss 6.0	27371001
eCl@ss 7.0	27371001
eCl@ss 8.0	27371001

Solid-state relays - ST-OV3- 12DC/ 24DC/2 - 2905187

Classifications

ETIM

ETIM 2.0	EC001504
ETIM 3.0	EC001504
ETIM 4.0	EC001504
ETIM 5.0	EC001504

UNSPSC

UNSPSC 6.01	30211916
UNSPSC 7.0901	39121542
UNSPSC 11	39121542
UNSPSC 12.01	39121542
UNSPSC 13.2	39121542

Approvals

Approvals



Approvals

GOST / GOST

Ex Approvals

Approvals submitted

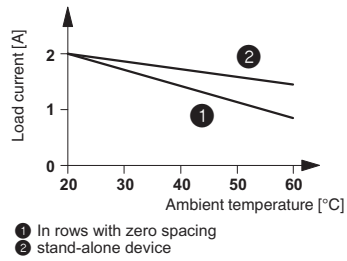
Approval details



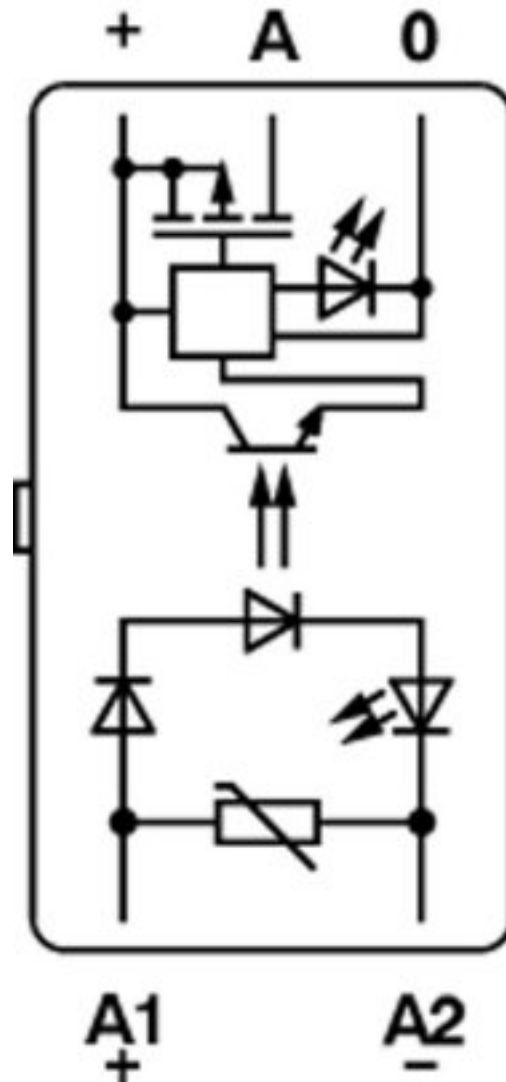
Drawings

Solid-state relays - ST-OV3- 12DC/ 24DC/2 - 2905187

Diagram



Circuit diagram



Solid-state relays - ST-OV3- 12DC/ 24DC/2 - 2905187

Circuit diagram

