



Chipsmall Limited consists of a professional team with an average of over 10 year of expertise in the distribution of electronic components. Based in Hongkong, we have already established firm and mutual-benefit business relationships with customers from,Europe,America and south Asia,supplying obsolete and hard-to-find components to meet their specific needs.

With the principle of “Quality Parts,Customers Priority,Honest Operation,and Considerate Service”,our business mainly focus on the distribution of electronic components. Line cards we deal with include Microchip,ALPS,ROHM,Xilinx,Pulse,ON,Everlight and Freescale. Main products comprise IC,Modules,Potentiometer,IC Socket,Relay,Connector.Our parts cover such applications as commercial,industrial, and automotives areas.

We are looking forward to setting up business relationship with you and hope to provide you with the best service and solution. Let us make a better world for our industry!



## Contact us

Tel: +86-755-8981 8866 Fax: +86-755-8427 6832

Email & Skype: info@chipsmall.com Web: www.chipsmall.com

Address: A1208, Overseas Decoration Building, #122 Zhenhua RD., Futian, Shenzhen, China



## Potential distributors - CBB 04 2X2RC-PT - 2905238

Please be informed that the data shown in this PDF Document is generated from our Online Catalog. Please find the complete data in the user's documentation. Our General Terms of Use for Downloads are valid (<http://phoenixcontact.com/download>)



Device circuit breaker boards for four thermomagnetic (CB TM1...) or electronic (CB E1... NO) circuit breakers with group remote signaling, central supply, connection for relay contacts, and potential distribution for up to four loads per channel.

### Why buy this product

- ✓ Reduced installation time thanks to multi-channel device Circuit Breakers Board (4/8/12 channels)
- ✓ Space savings of up to 35% thanks to compact design
- ✓ Fuse protection of up to 12 A per channel provides best possible protection for connected loads
- ✓ Up to 4 loads can be protected simultaneously with the additional terminal points
- ✓ Integrated group remote signaling ensures that you are always kept informed
- ✓ High current carrying capacity of the board supports supply of up to 60 A
- ✓ Maximum overcurrent protection over long cable paths thanks to device circuit breakers with SFB characteristic curve or electronic device circuit breakers



### Key Commercial Data

Packing unit	1 STK
GTIN	
GTIN	4046356935388

### Technical data

#### Dimensions

Height	127.8 mm
Width	108.5 mm
Depth	70.8 mm

#### Ambient conditions

Ambient temperature (operation)	-30 °C ... 60 °C
Ambient temperature (storage/transport)	-30 °C ... 80 °C
Humidity test	96h, 93% RH, 40 °C
Degree of protection	IP20 (Terminal blocks and fuse holders)

# Potential distributors - CBB 04 2X2RC-PT - 2905238

## Technical data

### Ambient conditions

	IP00 (PCB)
--	------------

### General

Flammability rating according to UL 94	V0
Mounting type	DIN rail: 35 mm
Number of positions	4
Overvoltage category_GRP	II
Protection class	III
Degree of pollution	2
Type	DIN rail module, two-section, divisible

### Electrical data

Rated voltage main circuit	24 V DC
Rated current main circuit	48 A DC (total)
	12 A DC (per channel)
Rated voltage remote indication circuit	24 V DC
Rated current remote indication circuit	0.5 A DC
Rated surge voltage	0.5 kV
Short circuit stability	600 A (conditional according to DIN EN 50178)
Power dissipation	4.1 W (without circuit breaker)
Insertion/withdrawal cycles	50

### Connection data

Connection name	Supply X21
Connection method	Push-in connection
Stripping length	18 mm
Conductor cross section solid	0.75 mm <sup>2</sup> ... 16 mm <sup>2</sup>
Conductor cross section AWG	20 ... 4
Conductor cross section, flexible, with ferrule, with plastic sleeve	0.75 mm <sup>2</sup> ... 10 mm <sup>2</sup>
Conductor cross section flexible, with ferrule without plastic sleeve	0.75 mm <sup>2</sup> ... 16 mm <sup>2</sup>
Connection name	Outputs X1 ... X4
Connection method	Push-in connection
Stripping length	10 mm
Conductor cross section solid	0.2 mm <sup>2</sup> ... 4 mm <sup>2</sup>
Conductor cross section AWG	24 ... 12
Conductor cross section, flexible, with ferrule, with plastic sleeve	0.25 mm <sup>2</sup> ... 1.5 mm <sup>2</sup>
Conductor cross section flexible, with ferrule without plastic sleeve	0.25 mm <sup>2</sup> ... 2.5 mm <sup>2</sup>
Connection name	Remote signaling X31
Connection method	Push-in connection
Stripping length	10 mm
Conductor cross section solid	0.2 mm <sup>2</sup> ... 4 mm <sup>2</sup>
Conductor cross section AWG	24 ... 12

# Potential distributors - CBB 04 2X2RC-PT - 2905238

## Technical data

### Connection data

Conductor cross section, flexible, with ferrule, with plastic sleeve	0.25 mm <sup>2</sup> ... 1.5 mm <sup>2</sup>
Conductor cross section flexible, with ferrule without plastic sleeve	0.25 mm <sup>2</sup> ... 2.5 mm <sup>2</sup>

### Standards and Regulations

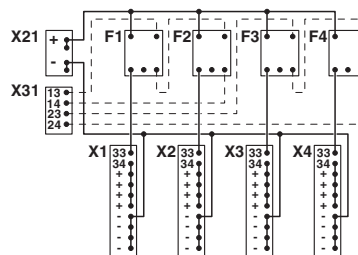
Standards/specifications	DIN EN 50178 1997
	DIN EN 61000-6-2:2005
	DIN EN 61000-6-3:2007+A1:2011
	DIN EN 60068-2-6

### Environmental Product Compliance

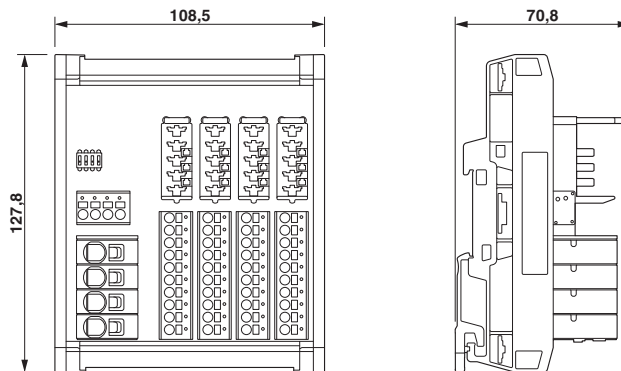
REACH SVHC	Lead 7439-92-1
------------	----------------

## Drawings

Circuit diagram

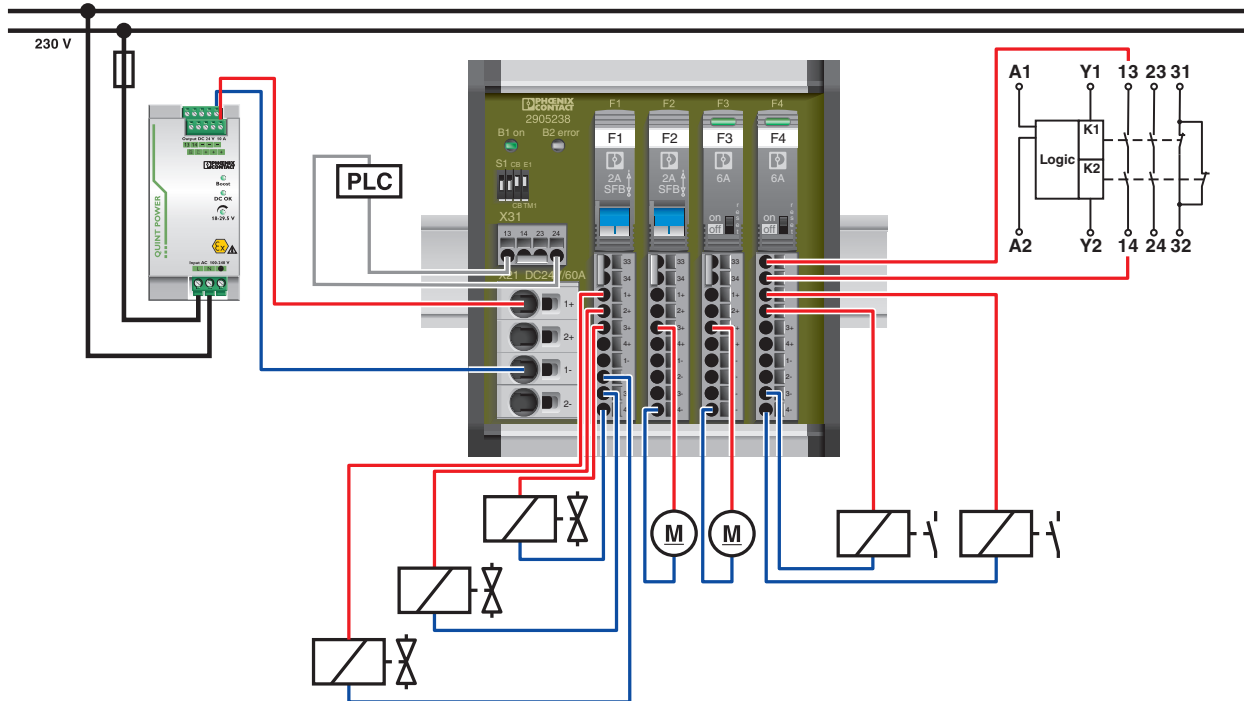


Dimensional drawing



# Potential distributors - CBB 04 2X2RC-PT - 2905238

Application drawing



Approvals

Approvals

Approvals

EAC

Ex Approvals

Approval details

EAC		RU C- DE.A*30.B01561
-----	--	-------------------------

Phoenix Contact 2018 © - all rights reserved  
<http://www.phoenixcontact.com>

PHOENIX CONTACT GmbH & Co. KG  
Flachmarktstr. 8  
32825 Blomberg  
Germany  
Tel. +49 5235 300  
Fax +49 5235 3 41200  
<http://www.phoenixcontact.com>