



Chipsmall Limited consists of a professional team with an average of over 10 year of expertise in the distribution of electronic components. Based in Hongkong, we have already established firm and mutual-benefit business relationships with customers from,Europe,America and south Asia,supplying obsolete and hard-to-find components to meet their specific needs.

With the principle of "Quality Parts,Customers Priority,Honest Operation,and Considerate Service",our business mainly focus on the distribution of electronic components. Line cards we deal with include Microchip,ALPS,ROHM,Xilinx,Pulse,ON,Everlight and Freescale. Main products comprise IC,Modules,Potentiometer,IC Socket,Relay,Connector.Our parts cover such applications as commercial,industrial, and automotives areas.

We are looking forward to setting up business relationship with you and hope to provide you with the best service and solution. Let us make a better world for our industry!



Contact us

Tel: +86-755-8981 8866 Fax: +86-755-8427 6832

Email & Skype: info@chipsmall.com Web: www.chipsmall.com

Address: A1208, Overseas Decoration Building, #122 Zhenhua RD., Futian, Shenzhen, China



Limit value switches - MINI MCR-2-T-REL - 2905632

Please be informed that the data shown in this PDF Document is generated from our Online Catalog. Please find the complete data in the user's documentation. Our General Terms of Use for Downloads are valid (<http://phoenixcontact.com/download>)




Universally configurable temperature limit value switch with N/O relay output for the connection of 2, 3, and 4-conductor resistance thermometers and thermocouples. Configurable via DIP switch or software, screw connection technology

Product Description

Universally configurable temperature limit value switch with relay output and plug-in connection technology for switching temperature limit values. 2, 3, 4-conductor RTD and TC sensors can be processed on the input side. A relay with N/O contact is available on the output side. It is then possible to switch loads up to 250 V AC/DC and max. 6 A. You can configure the device using one of the free software solutions available or your smartphone. Default settings can also be made directly on the device by simply using the DIP switches (see configuration table). The temperature limit value switch supports fault monitoring and NFC communication.



Key Commercial Data

Packing unit	1 STK
GTIN	 4 046356 999830
GTIN	4046356999830

Technical data

Note

Utilization restriction	EMC: class A product, see manufacturer's declaration in the download area
-------------------------	---

Dimensions

Width	6.2 mm
Height	110.5 mm
Depth	120.5 mm

Ambient conditions

Ambient temperature (operation)	-40 °C ... 70 °C
Ambient temperature (storage/transport)	-40 °C ... 85 °C

Input data

Available input sources	Resistance thermometers
-------------------------	-------------------------

Limit value switches - MINI MCR-2-T-REL - 2905632

Technical data

Input data

Sensor types (RTD) that can be used	Pt, Ni, Cu sensors
Connection technology	2, 3, 4-wire
Sensor input current	approx. 200 µA
Max. permissible overall conductor resistance	≤ 25 Ω (Per line, RTD in 3- or 4-wire technology)
	≤ 50 Ω (Per line, RTD in 2-wire technology)
Linear resistance measuring range	0 Ω ... 4000 Ω
Linear mV signal range	-500 mV ... 500 mV
Available input sources	Thermocouples
Sensor types that can be used (TC)	B, E, J, K, N, R, S, T, L, U, A-1, A-2, A-3, M, L

Switching output

Output name	Relay output
Contact type	1 N/O contact
Contact material	AgSnO ₂ , hard gold-plated
Maximum switching voltage	250 V AC
	240 V AC (UL)
Limiting continuous current	6 A
Min. switching current	100 mA (12 V DC)
Mechanical service life	2x 10 ⁷ cycles
Setting range of the response delay	0 s ... 10 s (can be set freely via software)
Internal hysteresis	can be set freely via software
Max. switching current	6 A (for 250 V AC)

Power supply

Nominal supply voltage	24 V DC
Supply voltage range	9.6 V DC ... 30 V DC (The DIN rail bus connector (ME 6,2 TBUS-2 1,5/5-ST-3,81 GN, Order No. 2869728) can be used to bridge the supply voltage. It can be snapped onto a 35 mm DIN rail according to EN 60715))
Typical current consumption	44 mA (12 V DC)
	22 mA (24 V DC)
Power consumption	570 mW

Connection data

Connection method	Screw connection
Single conductor/terminal point, solid, with ferrule, min.	0.2 mm ²
Single conductor/terminal point, solid, with ferrule, max.	1.5 mm ²
Single conductor/terminal point, solid, without ferrule, min.	0.2 mm ²
Single conductor/terminal point, solid, without ferrule, max.	2.5 mm ²
Conductor cross section flexible min.	0.2 mm ²
Conductor cross section flexible max.	1.5 mm ²
Min. AWG conductor cross section, flexible	24
Max. AWG conductor cross section, flexible	12

Limit value switches - MINI MCR-2-T-REL - 2905632

Technical data

Connection data

Stripping length	10 mm
Screw thread	M3

General

No. of channels	1
Maximum temperature coefficient	0.01 %/K
Switching point accuracy	< 0.1 %
Status display	Yellow LED (switching output)
Electrical isolation	Reinforced insulation in accordance with IEC 61010-1
Overvoltage category	II
Degree of pollution	2
Rated insulation voltage	300 V
Test voltage, input/output/supply	3 kV (50 Hz, 1 min.)
Electromagnetic compatibility	Conformance with EMC directive
Noise emission	EN 61000-6-4
Noise immunity	EN 61000-6-2 When being exposed to interference, there may be minimal deviations.
Color	gray
Housing material	PBT
Mounting position	any
Assembly instructions	The T connector can be used to bridge the supply voltage. It can be snapped onto a 35 mm DIN rail according to EN 60715.
Conformance	CE-compliant
ATEX	# II 3 G Ex nA nC IIC T4 Gc X
UL, USA/Canada	UL 508 Listed
	Class I, Div. 2, Groups A, B, C, D T4A
	Class I, Zone 2, Group IIC T4A
GL	GL applied for
Fire protection for rail vehicles (DIN EN 45545-2) R22	HL 1 - HL 2
Fire protection for rail vehicles (DIN EN 45545-2) R23	HL 1 - HL 2
Fire protection for rail vehicles (DIN EN 45545-2) R24	HL 1 - HL 2

Standards and Regulations

Electromagnetic compatibility	Conformance with EMC directive
Noise emission	EN 61000-6-4
Electrical isolation	Reinforced insulation in accordance with IEC 61010-1
Conformance	CE-compliant
ATEX	# II 3 G Ex nA nC IIC T4 Gc X
UL, USA/Canada	UL 508 Listed
	Class I, Div. 2, Groups A, B, C, D T4A
	Class I, Zone 2, Group IIC T4A
GL	GL applied for

Limit value switches - MINI MCR-2-T-REL - 2905632

Technical data

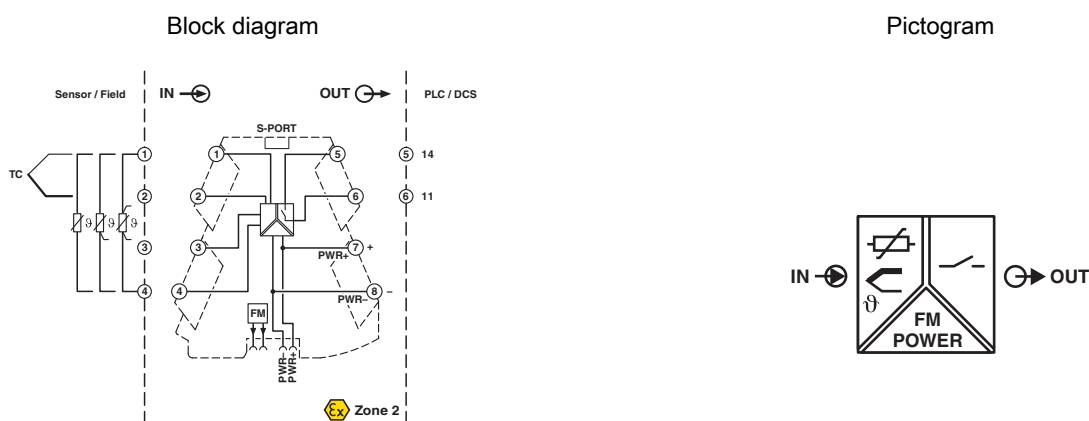
Standards and Regulations

Fire protection for rail vehicles (DIN EN 45545-2) R22	HL 1 - HL 2 HL 1 - HL 2 HL 1 - HL 2
Fire protection for rail vehicles (DIN EN 45545-2) R23	HL 1 - HL 2 HL 1 - HL 2 HL 1 - HL 2
Fire protection for rail vehicles (DIN EN 45545-2) R24	HL 1 - HL 2 HL 1 - HL 2 HL 1 - HL 2
Fire protection for rail vehicles (DIN EN 45545-2) R26	HL 1 - HL 2 HL 1 - HL 2 HL 1 - HL 2

Environmental Product Compliance

China RoHS	Environmentally Friendly Use Period = 50
	For details about hazardous substances go to tab "Downloads", Category "Manufacturer's declaration"

Drawings



Approvals

Approvals

Approvals

UL Listed / cUL Listed / EAC / cULus Listed

Ex Approvals


UL Listed / cUL Listed / ATEX / cULus Listed

Approval details


UL Listed		http://database.ul.com/cgi-bin/XYV/template/LISEXT/1FRAME/index.htm	FILE E 238705
-----------	--	---	---------------

Limit value switches - MINI MCR-2-T-REL - 2905632

Approvals

cUL Listed		http://database.ul.com/cgi-bin/XYV/template/LISEXT/1FRAME/index.htm	FILE E 238705
------------	---	---	---------------

EAC			RU C- DE.A*30.B.01082
-----	---	--	--------------------------

cULus Listed		http://database.ul.com/cgi-bin/XYV/template/LISEXT/1FRAME/index.htm	
--------------	---	---	--

Phoenix Contact 2018 © - all rights reserved
<http://www.phoenixcontact.com>

PHOENIX CONTACT GmbH & Co. KG
Flachsmarktstr. 8
32825 Blomberg
Germany
Tel. +49 5235 300
Fax +49 5235 3 41200
<http://www.phoenixcontact.com>