



Chipsmall Limited consists of a professional team with an average of over 10 year of expertise in the distribution of electronic components. Based in Hongkong, we have already established firm and mutual-benefit business relationships with customers from,Europe,America and south Asia,supplying obsolete and hard-to-find components to meet their specific needs.

With the principle of “Quality Parts,Customers Priority,Honest Operation,and Considerate Service”,our business mainly focus on the distribution of electronic components. Line cards we deal with include Microchip,ALPS,ROHM,Xilinx,Pulse,ON,Everlight and Freescale. Main products comprise IC,Modules,Potentiometer,IC Socket,Relay,Connector.Our parts cover such applications as commercial,industrial, and automotives areas.

We are looking forward to setting up business relationship with you and hope to provide you with the best service and solution. Let us make a better world for our industry!



Contact us

Tel: +86-755-8981 8866 Fax: +86-755-8427 6832

Email & Skype: info@chipsmall.com Web: www.chipsmall.com

Address: A1208, Overseas Decoration Building, #122 Zhenhua RD., Futian, Shenzhen, China



Relay Module - PLC-RPT-120UC/21-21/EX - 2909515


Please be informed that the data shown in this PDF Document is generated from our Online Catalog. Please find the complete data in the user's documentation. Our General Terms of Use for Downloads are valid (<http://phoenixcontact.com/download>)



PLC-INTERFACE, consisting of DIN-rail-mountable basic terminal block in 14 mm with Push-in connection and plug-in relay with power contact, 2 changeover contacts, 120 V AC/110 V DC input voltage. Approved according to ATEX/IECEX (Zone 2) and Ex Zone Class I, Div. 2.



Key Commercial Data

| | |
|------------------------|---|
| Packing unit | 10 STK |
| Minimum order quantity | 10 STK |
| GTIN |  4 055626 363189 |
| GTIN | 4055626363189 |

Technical data

Note

| | |
|-------------------------|---|
| Utilization restriction | EMC: class A product, see manufacturer's declaration in the download area |
|-------------------------|---|

Dimensions

| | |
|--------|-------|
| Width | 14 mm |
| Height | 80 mm |
| Depth | 94 mm |

Ambient conditions

| | |
|---|---------------------------------|
| Ambient temperature (operation) | -20 °C ... 60 °C (UL) |
| | -40 °C ... 60 °C (ATEX / IECEx) |
| Ambient temperature (storage/transport) | -40 °C ... 85 °C |

Coil side

| | |
|--------------------------------|----------------------------|
| Nominal input voltage U_N | 120 V AC |
| | 110 V DC |
| Typical input current at U_N | 4.5 mA ($U_N = 120$ V AC) |
| | 4.2 mA ($U_N = 110$ V DC) |

Relay Module - PLC-RPT-120UC/21-21/EX - 2909515

Technical data

Coil side

| | |
|---|-----------------------------------|
| Typical response time | 7 ms |
| Typical release time | 10 ms |
| Protective circuit | Bridge rectifier Bridge rectifier |
| Operating voltage display | Yellow LED |
| Power dissipation for nominal condition | 0.54 W |

Contact side

| | |
|--|---|
| Contact type | 2 PDT |
| Type of switch contact | Single contact |
| Contact material | AgNi |
| Maximum switching voltage | 250 V AC/DC (The separating plate PLC-ATP should be installed for voltages larger than 250 V (L1, L2, L3) between identical terminal blocks in adjacent modules. Potential bridging is then carried out with FBST 8-PLC... or ...FBST 500...) |
| Minimum switching voltage | 5 V AC/DC (at 10 mA) |
| Min. switching current | 10 mA (At 5 V) |
| Maximum inrush current | 15 A (300 ms) |
| Limiting continuous current | 6 A |
| Interrupting rating (ohmic load) max. | 140 W (at 24 V DC) |
| | 85 W (at 48 V DC) |
| | 60 W (at 60 V DC) |
| | 44 W (at 110 V DC) |
| | 60 W (at 220 V DC) |
| | 1500 VA (for 250 V AC) |
| Switching capacity in acc. with DIN VDE 0660/IEC 60947 | 2 A (at 24 V, DC13) |
| | 0.2 A (at 250 V, DC13) |
| | 3 A (at 24 V, AC15) |
| | 3 A (at 120 V, AC15) |
| | 3 A (at 250 V, AC15) |

General

| | |
|--|------------------------------------|
| Test voltage relay winding/relay contact | 4 kV AC (50 Hz, 1 min.) |
| Test voltage PDT/PDT | 2.5 kV AC (50 Hz, 1 min.) |
| Operating mode | 100% operating factor |
| Degree of protection | RT III (Relay) |
| | IP20 (Relay base) |
| Mechanical service life | 3x 10 ⁷ cycles |
| ATEX | # II 3G Ex ec nC IIC T4 Gc |
| EU-type examination certificate | IBExU16ATEXB015 X |
| IECEX | Ex ec nC IIC T4 Gc |
| IECEX certificate | IECEX IBE 16.0029X |
| UL, USA | Class I, Zone 2, AEx nA nC IIC T6 |
| UL, USA/Canada | Class I, Div. 2, Groups A, B, C, D |

Relay Module - PLC-RPT-120UC/21-21/EX - 2909515

Technical data

General

| | |
|-----------------------|---------------------------------------|
| UL, Canada | Class I, Zone 2, Ex nA nC IIC Gc T6 X |
| Mounting position | any |
| Assembly instructions | In rows with zero spacing |

Connection data input side

| | |
|----------------------------------|---|
| Connection name | Coil side |
| Connection method | Push-in connection |
| Stripping length | 8 mm |
| Conductor cross section solid | 0.14 mm ² ... 2.5 mm ² |
| Conductor cross section flexible | 0.14 mm ² ... 2.5 mm ² |
| | 0.2 mm ² ... 2.5 mm ² () |
| | 2x 0.5 mm ² ... 1 mm ² () |
| Conductor cross section AWG | 26 ... 14 |

Connection data output side

| | |
|----------------------------------|---|
| Connection name | Contact side |
| Connection method | Push-in connection |
| Stripping length | 8 mm |
| Conductor cross section solid | 0.14 mm ² ... 2.5 mm ² |
| Conductor cross section flexible | 0.14 mm ² ... 2.5 mm ² |
| | 0.2 mm ² ... 2.5 mm ² () |
| | 2x 0.5 mm ² ... 1 mm ² () |
| Conductor cross section AWG | 26 ... 14 |

Standards and Regulations

| | |
|--|---------------------------------------|
| Designation | Standards/regulations |
| Standards/regulations | IEC 60664 |
| | EN 50178 |
| | EN 60079-0, -7, -15 |
| Rated insulation voltage | 250 V AC |
| Rated surge voltage | 6 kV |
| Insulation | Safe isolation, reinforced insulation |
| Degree of pollution | 2 |
| Overvoltage category | III |
| Flammability rating according to UL 94 | V0 |
| Conformance | CE-compliant |
| ATEX | # II 3G Ex ec nC IIC T4 Gc |
| IECEX | Ex ec nC IIC T4 Gc |
| UL, USA | Class I, Zone 2, AEx nA nC IIC T6 |
| UL, USA/Canada | Class I, Div. 2, Groups A, B, C, D |
| UL, Canada | Class I, Zone 2, Ex nA nC IIC Gc T6 X |

Environmental Product Compliance

Relay Module - PLC-RPT-120UC/21-21/EX - 2909515

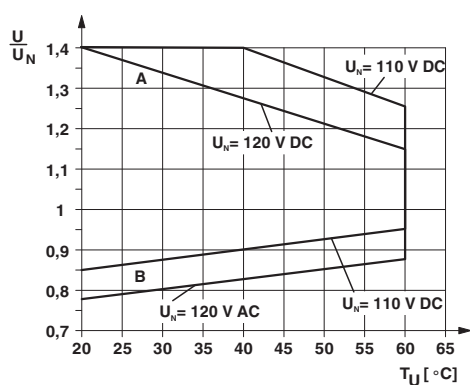
Technical data

Environmental Product Compliance

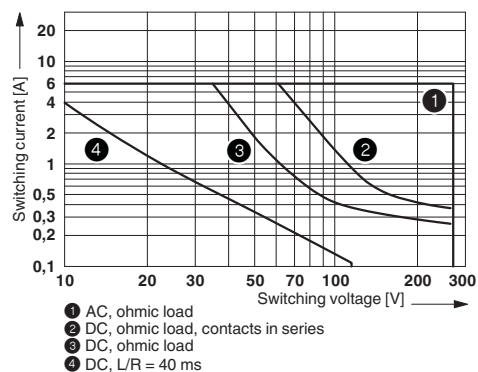
| | |
|------------|---|
| China RoHS | Environmentally Friendly Use Period = 50 |
| | For details about hazardous substances go to tab "Downloads", Category "Manufacturer's declaration" |

Drawings

Diagram



Diagram



Interrupting rating

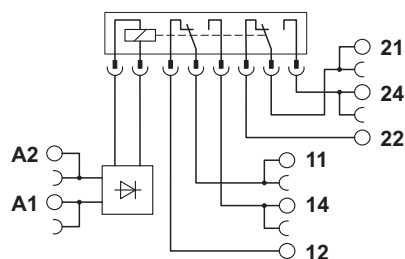
Curve A

Maximum permissible continuous voltage U_{max} with limiting continuous current on the contact side (see relevant technical data)

Curve B

Minimum permissible operate voltage U_{op} after pre-excitation (see relevant technical data)

Circuit diagram



Approvals

Approvals

Approvals

EAC


Relay Module - PLC-RPT-120UC/21-21/EX - 2909515

Approvals

Ex Approvals

IECEX / UL Listed / cUL Listed / ATEX / cULus Listed

Approval details

| | | |
|-----|---|--------------------------|
| EAC |  | RU C- DE.A*30.B.01082 |
|-----|---|--------------------------|

Phoenix Contact 2018 © - all rights reserved
<http://www.phoenixcontact.com>

PHOENIX CONTACT GmbH & Co. KG
Flachsmarktstr. 8
32825 Blomberg
Germany
Tel. +49 5235 300
Fax +49 5235 3 41200
<http://www.phoenixcontact.com>