



Chipsmall Limited consists of a professional team with an average of over 10 year of expertise in the distribution of electronic components. Based in Hongkong, we have already established firm and mutual-benefit business relationships with customers from,Europe,America and south Asia,supplying obsolete and hard-to-find components to meet their specific needs.

With the principle of “Quality Parts,Customers Priority,Honest Operation,and Considerate Service”,our business mainly focus on the distribution of electronic components. Line cards we deal with include Microchip,ALPS,ROHM,Xilinx,Pulse,ON,Everlight and Freescale. Main products comprise IC,Modules,Potentiometer,IC Socket,Relay,Connector.Our parts cover such applications as commercial,industrial, and automotives areas.

We are looking forward to setting up business relationship with you and hope to provide you with the best service and solution. Let us make a better world for our industry!



## Contact us

Tel: +86-755-8981 8866 Fax: +86-755-8427 6832

Email & Skype: info@chipsmall.com Web: www.chipsmall.com

Address: A1208, Overseas Decoration Building, #122 Zhenhua RD., Futian, Shenzhen, China



## Type 1/2 surge protection device - VAL-US-120/65/1+1-FM - 2910356

Please be informed that the data shown in this PDF Document is generated from our Online Catalog. Please find the complete data in the user's documentation. Our General Terms of Use for Downloads are valid (<http://phoenixcontact.com/download>)




Surge protective device, two channel with remote indicator contact for 120 V AC, 2-wire plus ground.

### Why buy this product

- UL open terminal listed SPD
- With floating remote indication contact
- Plugs can be checked with CHECKMASTER
- Secure hold of plugs in the event of high lightning current loads and strong vibrations thanks to new latching
- Mechanical coding of all slots
- Optical, mechanical status indication for the individual arresters
- Pluggable
- Thermal disconnect device for each individual plug



### Key Commercial Data

Packing unit	1 pc
GTIN	 4 055626 444963
GTIN	4055626444963

### Technical data

#### Dimensions

Height	96.8 mm
Width	35.6 mm
Depth	77.5 mm
Horizontal pitch	2 Div.

#### Ambient conditions

Degree of protection	IP20 (only when all terminal points are used)
Ambient temperature (operation)	-40 °C ... 80 °C

# Type 1/2 surge protection device - VAL-US-120/65/1+1-FM - 2910356

## Technical data

### Ambient conditions

Ambient temperature (storage/transport)	-40 °C ... 80 °C
Altitude	≤ 2000 m (amsl (above mean sea level))
Permissible humidity (operation)	5 % ... 95 %
Shock (operation)	30g (Half-sine / 11 ms / 3x ±X, ±Y, ±Z)
Vibration (operation)	7.5g (10 ... 500 Hz / 2.5 h / X, Y, Z)

### General

IEC test classification	I / II
	T1 / T2
EN type	T1 / T2
IEC power supply system	TN-S
	TT
Mode of protection	L-N
	L-PE
	N-PE
Mounting type	DIN rail: 35 mm
Color	jet black RAL 9005
Housing material	PA 6.6
	PBT
Degree of pollution	2
Flammability rating according to UL 94	V-0
Type	DIN rail module, two-section, divisible
Number of positions	2
Surge protection fault message	Optical, remote indicator contact

### Protective circuit

Nominal voltage $U_N$	120 V AC (TN-S)
	120 V AC (TT)
Nominal frequency $f_N$	50 Hz (60 Hz)
Maximum continuous operating voltage $U_C$ (L-N)	175 V AC
Maximum continuous voltage $U_C$ (N-PE)	264 V AC
Rated load current $I_L$	80 A
Residual current $I_{PE}$	≤ 5 μA
Nominal discharge current $I_n$ (8/20) μs (L-N)	12.5 kA
Nominal discharge current $I_n$ (8/20) μs (L-PE)	12.5 kA
Nominal discharge current $I_n$ (8/20) μs (N-PE)	50 kA
Total discharge current $I_{total}$ (10/350) μs	25 kA
Follow current interrupt rating $I_{fi}$ (N-PE)	100 A (264 V AC)
Short-circuit current rating $I_{SCCR}$	25 kA
Voltage protection level $U_p$ (L-N)	≤ 0.8 kV
Voltage protection level $U_p$ (L-PE)	≤ 2 kV

## Type 1/2 surge protection device - VAL-US-120/65/1+1-FM - 2910356

### Technical data

#### Protective circuit

Voltage protection level $U_p$ (N-PE)	$\leq 1.7$ kV
Residual voltage $U_{res}$ (L-N)	$\leq 0.8$ kV (at $I_n$ )
	$\leq 0.75$ kV (at 10 kA)
	$\leq 0.65$ kV (at 5 kA)
	$\leq 0.6$ kV (at 3 kA)
Residual voltage $U_{res}$ (L-PE)	$\leq 2$ kV (at $I_n$ )
	$\leq 1.5$ kV (at 10 kA)
	$\leq 1.4$ kV (at 5 kA)
	$\leq 1.3$ kV (at 3 kA)
Residual voltage $U_{res}$ (N-PE)	$\leq 0.6$ kV (at $I_n$ )
	$\leq 0.5$ kV (at 10 kA)
	$\leq 0.5$ kV (at 5 kA)
	$\leq 0.4$ kV (at 3 kA)
TOV behavior at $U_T$ (L-N)	208 V AC (5 s / withstand mode)
	240 V AC (120 min / safe failure mode)
TOV behavior at $U_T$ (N-PE)	1200 V AC (200 ms / withstand mode)
Response time $t_A$ (L-N)	$\leq 25$ ns
Response time $t_A$ (L-PE)	$\leq 100$ ns
Response time $t_A$ (N-PE)	$\leq 100$ ns
Max. backup fuse with V-type through wiring	80 A (gG)
Max. backup fuse with branch wiring	160 A (gG)

#### Indicator/remote signaling

Switching function	PDT contact
Operating voltage	5 V AC ... 250 V AC
	30 V DC
Operating current	5 mA AC ... 1.5 A AC
	1 A DC
Connection method	Screw connection
Screw thread	M2
Tightening torque	0.25 Nm
Stripping length	7 mm
Conductor cross section flexible	0.14 mm <sup>2</sup> ... 1.5 mm <sup>2</sup>
Conductor cross section solid	0.14 mm <sup>2</sup> ... 1.5 mm <sup>2</sup>
Conductor cross section AWG	28 ... 16

#### Connection data

Connection method	Screw connection
Screw thread	M5
Tightening torque	4.5 Nm (1,5 mm <sup>2</sup> ... 16 mm <sup>2</sup> )
	4.5 Nm (25 mm <sup>2</sup> ... 35 mm <sup>2</sup> )

# Type 1/2 surge protection device - VAL-US-120/65/1+1-FM - 2910356

## Technical data

### Connection data

Stripping length	16 mm
Conductor cross section flexible	1.5 mm <sup>2</sup> ... 25 mm <sup>2</sup>
Conductor cross section solid	1.5 mm <sup>2</sup> ... 35 mm <sup>2</sup>
Conductor cross section AWG	15 ... 2

### UL specifications

SPD Type	1
Maximum continuous operating voltage MCOV (L-N)	175 V AC
Maximum continuous operating voltage MCOV (L-G)	175 V AC
Maximum continuous operating voltage MCOV (N-G)	264 V AC
Nom. voltage	120 V AC
Mode of protection	L-N
	L-G
	N-G
Power distribution system	1
Nominal frequency	50/60 Hz
Voltage protection rating VPR (L-N)	700 V
Voltage protection rating VPR (L-G)	1500 V
Voltage protection rating VPR (N-G)	1200 V
Nominal discharge current I <sub>n</sub>	20 kA
Maximum Surge Current per Phase	65 kA
Short-circuit current rating (SCCR)	200 kA

### UL indicator/remote signaling

Operating voltage	125 V AC
Operating current	1 A AC
Tightening torque	2 lb <sub>F</sub> -in. ... 4 lb <sub>F</sub> -in.
Conductor cross section AWG	30 ... 14

### UL connection data

Conductor cross section AWG	10 ... 2
Tightening torque	30 lb <sub>F</sub> -in.

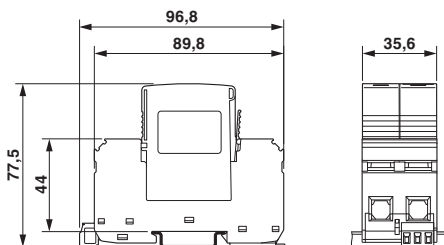
### Standards and Regulations

Standards/regulations	IEC 61643-11 2011
	EN 61643-11 2012

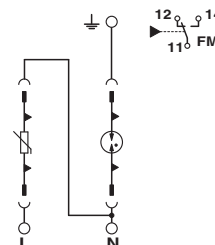
## Drawings

# Type 1/2 surge protection device - VAL-US-120/65/1+1-FM - 2910356

Dimensional drawing



Circuit diagram



## Approvals

### Approvals

Approvals

UL Listed / cUL Listed / cULus Listed

Ex Approvals

### Approval details

UL Listed		<a href="http://database.ul.com/cgi-bin/XYV/template/LISEXT/1FRAME/index.htm">http://database.ul.com/cgi-bin/XYV/template/LISEXT/1FRAME/index.htm</a>	FILE E 330181
cUL Listed		<a href="http://database.ul.com/cgi-bin/XYV/template/LISEXT/1FRAME/index.htm">http://database.ul.com/cgi-bin/XYV/template/LISEXT/1FRAME/index.htm</a>	FILE E 330181
cULus Listed		<a href="http://database.ul.com/cgi-bin/XYV/template/LISEXT/1FRAME/index.htm">http://database.ul.com/cgi-bin/XYV/template/LISEXT/1FRAME/index.htm</a>	

Phoenix Contact 2018 © - all rights reserved  
<http://www.phoenixcontact.com>

PHOENIX CONTACT GmbH & Co. KG  
Flachsmarktstr. 8  
32825 Blomberg  
Germany  
Tel. +49 5235 300  
Fax +49 5235 3 41200  
<http://www.phoenixcontact.com>