



Chipsmall Limited consists of a professional team with an average of over 10 year of expertise in the distribution of electronic components. Based in Hongkong, we have already established firm and mutual-benefit business relationships with customers from,Europe,America and south Asia,supplying obsolete and hard-to-find components to meet their specific needs.

With the principle of "Quality Parts,Customers Priority,Honest Operation,and Considerate Service",our business mainly focus on the distribution of electronic components. Line cards we deal with include Microchip,ALPS,ROHM,Xilinx,Pulse,ON,Everlight and Freescale. Main products comprise IC,Modules,Potentiometer,IC Socket,Relay,Connector.Our parts cover such applications as commercial,industrial, and automotives areas.

We are looking forward to setting up business relationship with you and hope to provide you with the best service and solution. Let us make a better world for our industry!



Contact us

Tel: +86-755-8981 8866 Fax: +86-755-8427 6832

Email & Skype: info@chipsmall.com Web: www.chipsmall.com

Address: A1208, Overseas Decoration Building, #122 Zhenhua RD., Futian, Shenzhen, China



Surge protection device - TT-ST-2/2-S-12DC - 2921310

Please be informed that the data shown in this PDF Document is generated from our Online Catalog. Please find the complete data in the user's documentation. Our General Terms of Use for Downloads are valid (<http://phoenixcontact.com/download>)



Spring cage modular terminal block with integrated surge protection, for assembly on NS 35/7.5, voltage U_N 12 V DC, terminal width: 6.2 mm, cover width: 2.2 mm



Key commercial data

Packing unit	1 pc
Weight per Piece (excluding packing)	26.11 GRM
Custom tariff number	85363010
Country of origin	Germany

Technical data

Dimensions

Height	100 mm
Width	6.2 mm
Depth	63.5 mm

Ambient conditions

Ambient temperature (operation)	-40 °C ... 85 °C
Degree of protection	IP20

General

Housing material	PA 6.6
Inflammability class according to UL 94	V2
Color	black
Standards for air and creepage distances	EN 60664-1
Mounting type	DIN rail: 35 mm
Type	Double-level terminal block

Surge protection device - TT-ST-2/2-S-12DC - 2921310

Technical data

General

Number of positions	2
Direction of action	Line-Earth Ground

Protective circuit

IEC test classification	C1
	C3
VDE requirement class	C1
	C3
Nominal voltage U_N	12 V DC
Maximum continuous operating voltage U_c	13 V DC
	9 V AC
Maximum continuous voltage U_c (wire-ground)	13 V DC
	9 V AC
Nominal current I_N	10 A (50 °C)
Operating effective current I_c at U_c	$\leq 5 \mu\text{A}$ (DC)
	$\leq 20 \mu\text{A}$ (60 Hz)
Residual current I_{PE}	$\leq 10 \mu\text{A}$ (DC)
	$\leq 40 \mu\text{A}$ (60 Hz)
Nominal discharge current I_n (8/20) μs (Core-Earth)	700 A (per path)
Total surge current (8/20) μs	1.4 kA
Nominal pulse current I_{an} (10/1000) μs (Core-Earth)	140 A (per path)
Output voltage limitation at 1 kV/ μs (Core-Earth) static	≤ 22 V
Residual voltage at I_n , (conductor-ground)	≤ 27 V
Residual voltage with I_{an} (10/1000) μs (conductor-ground)	≤ 22 V
Voltage protection level U_p (Core-Earth)	≤ 25 V (C1 - 250 A)
Response time t_A (Core-Earth)	≤ 1 ns
Input attenuation aE, asym.	typ. 0.3 dB (≤ 650 kHz / 50 Ω)
	typ. 0.1 dB (≤ 100 kHz / 150 Ω)
Cut-off frequency f_g (3 dB), asym. (GND) in 50 Ohm system	typ. 1.7 MHz
Cut-off frequency f_g (3 dB), asym. (GND) in 150 Ohm system	typ. 300 kHz
Capacity (Core-Earth)	≤ 5 nF
Max. required back-up fuse	10 A (e.g. T (IEC 127-2/III))
Surge current resistance (conductor-ground)	C1 (500 A/250 A)
	C3 - 100 A
Alternating current carrying capacity (conductor-ground)	2 A (5x 1 s)

Connection data

Connection method	Spring-cage connection
-------------------	------------------------

Surge protection device - TT-ST-2/2-S-12DC - 2921310

Technical data

Connection data

Connection type IN	Spring-cage
Connection type OUT	Spring-cage
Conductor cross section stranded min.	0.5 mm ²
Conductor cross section stranded max.	2.5 mm ²
Conductor cross section solid min.	0.5 mm ²
Conductor cross section solid max.	4 mm ²
Conductor cross section AWG/kcmil min.	24
Conductor cross section AWG/kcmil max	12

Standards and Regulations

Standards/regulations	IEC 61643-21
-----------------------	--------------

Classifications

eCl@ss

eCl@ss 4.0	27140201
eCl@ss 4.1	27130801
eCl@ss 5.0	27130801
eCl@ss 5.1	27130801
eCl@ss 6.0	27130807
eCl@ss 7.0	27130807
eCl@ss 8.0	27130807

ETIM

ETIM 2.0	EC000943
ETIM 3.0	EC000943
ETIM 4.0	EC000943
ETIM 5.0	EC000943

UNSPSC

UNSPSC 6.01	30212010
UNSPSC 7.0901	39121610
UNSPSC 11	39121610
UNSPSC 12.01	39121610
UNSPSC 13.2	39121620

Approvals

Approvals

Surge protection device - TT-ST-2/2-S-12DC - 2921310

Approvals



Approvals

GOST / GL / GOST / UL Listed

Ex Approvals

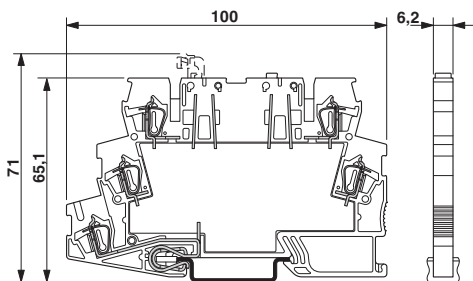
Approvals submitted

Approval details



Drawings

Dimensioned drawing



Circuit diagram

