



Chipsmall Limited consists of a professional team with an average of over 10 year of expertise in the distribution of electronic components. Based in Hongkong, we have already established firm and mutual-benefit business relationships with customers from,Europe,America and south Asia,supplying obsolete and hard-to-find components to meet their specific needs.

With the principle of “Quality Parts,Customers Priority,Honest Operation,and Considerate Service”,our business mainly focus on the distribution of electronic components. Line cards we deal with include Microchip,ALPS,ROHM,Xilinx,Pulse,ON,Everlight and Freescale. Main products comprise IC,Modules,Potentiometer,IC Socket,Relay,Connector.Our parts cover such applications as commercial,industrial, and automotives areas.

We are looking forward to setting up business relationship with you and hope to provide you with the best service and solution. Let us make a better world for our industry!



## Contact us

Tel: +86-755-8981 8866 Fax: +86-755-8427 6832

Email & Skype: info@chipsmall.com Web: www.chipsmall.com

Address: A1208, Overseas Decoration Building, #122 Zhenhua RD., Futian, Shenzhen, China




## EG 45-PS-230AC/24DC/250

Order No.: 2940618

The illustration shows version EG 45-PS-120AC/ 24DC/250

<http://eshop.phoenixcontact.de/phoenix/treeViewClick.do?UID=2940618>DIN rail power supply unit, secondary-switched, input 230 V AC,  
output 12-28 V DC/250 mA, pre-setting 24 V DC

### Commercial data

GTIN (EAN)	 4 017918 080174
sales group	H092
Pack	1 pcs.
Customs tariff	85044082

<http://www.download.phoenixcontact.com>  
Please note that the data given here has been taken from the online catalog. For comprehensive information and data, please refer to the user documentation. The General Terms and Conditions of Use apply to Internet downloads.

### Technical data

#### Input data

Nominal input voltage	230 V AC
AC frequency range	50 Hz ... 60 Hz
Current consumption	Approx. 60 mA
Nominal power consumption	Approx. 12 VA
Power failure bypass	35 ms
Input fuse	0.4 A (slow-blow TR 5, internal, solderable)

#### Output data

Nominal output voltage	12 V DC $\pm 2$ % (can be set up to 28 V DC. Default 24 V DC $\pm 4$ %)
Output current	250 mA
Residual ripple	$< 100$ mV <sub>pp</sub>
Type of protection	Electronic disconnect at 1.3 x IN
Protective circuit/component	Varistor

#### General data

Width	45 mm
Height	107 mm
Depth	77 mm
Net weight	539 g
Operating mode	100% operating factor
Test voltage input/output	4 kV AC
Degree of protection	IP20
Ambient temperature (operation)	0 °C ... 60 °C
Mounting position	On horizontal DIN rail
Assembly instructions	Can be aligned with spacing = 10 mm

#### Connection data, input

Type of connection	COMBICON plug-in screw terminal block
Conductor cross section solid min.	0.2 mm <sup>2</sup>
Conductor cross section solid max.	2.5 mm <sup>2</sup>
Conductor cross section stranded min.	0.2 mm <sup>2</sup>
Conductor cross section stranded max.	2.5 mm <sup>2</sup>
Conductor cross section AWG/kcmil min.	24
Conductor cross section AWG/kcmil max	14
Stripping length	8 mm
Screw thread	M3

#### Connection data, output

Type of connection	COMBICON plug-in screw terminal block
Conductor cross section solid min.	0.2 mm <sup>2</sup>
Conductor cross section solid max.	2.5 mm <sup>2</sup>
Conductor cross section stranded min.	0.2 mm <sup>2</sup>
Conductor cross section stranded max.	2.5 mm <sup>2</sup>
Conductor cross section AWG/kcmil min.	24

Conductor cross section AWG/kcmil max	14
Stripping length	8 mm

**Accessories**

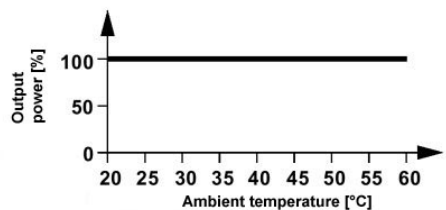
Item	Designation	Description
------	-------------	-------------

**General**

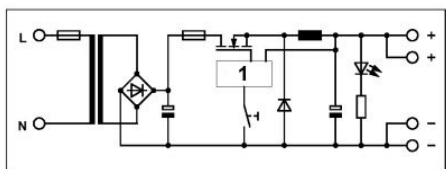
2900997	VF-SI/TR5/0,4AT	Plug-in fuse (TR5 <sup>®</sup> ), nominal current: 0.4 A T
2900997	VF-SI/TR5/0,4AT	Plug-in fuse (TR5 <sup>®</sup> ), nominal current: 0.4 A T

**Diagrams/Drawings**

Diagram



Circuit diagram



1 = switched-mode regulator

**Address**

PHOENIX CONTACT Deutschland GmbH  
Flachmarktstr. 8  
32825 Blomberg, Germany  
Phone +49 5235 3 12000  
Fax +49 5235 3 41200  
<http://www.phoenixcontact.de>



© 2011 Phoenix Contact  
Technical modifications reserved;