



Chipsmall Limited consists of a professional team with an average of over 10 year of expertise in the distribution of electronic components. Based in Hongkong, we have already established firm and mutual-benefit business relationships with customers from,Europe,America and south Asia,supplying obsolete and hard-to-find components to meet their specific needs.

With the principle of “Quality Parts,Customers Priority,Honest Operation,and Considerate Service”,our business mainly focus on the distribution of electronic components. Line cards we deal with include Microchip,ALPS,ROHM,Xilinx,Pulse,ON,Everlight and Freescale. Main products comprise IC,Modules,Potentiometer,IC Socket,Relay,Connector.Our parts cover such applications as commercial,industrial, and automotives areas.

We are looking forward to setting up business relationship with you and hope to provide you with the best service and solution. Let us make a better world for our industry!



Contact us

Tel: +86-755-8981 8866 Fax: +86-755-8427 6832

Email & Skype: info@chipsmall.com Web: www.chipsmall.com

Address: A1208, Overseas Decoration Building, #122 Zhenhua RD., Futian, Shenzhen, China



Solid-state relay module - EMG 17-OV- 5DC/ 24DC/2 - 2946780

Please be informed that the data shown in this PDF Document is generated from our Online Catalog. Please find the complete data in the user's documentation. Our General Terms of Use for Downloads are valid (<http://phoenixcontact.com/download>)




Power solid-state relay, with LED and protective circuit in input and output circuits, input: 5 V DC, output: short-circuit-proof, 10 - 30 V DC/max. 2 A

The figure shows version EMG 17-OV, with short-circuit proof DC voltage output, max. 2 A



Key Commercial Data

Packing unit	10 STK
GTIN	 4 017918 082420
GTIN	4017918082420

Technical data

Note

Utilization restriction	EMC: class A product, see manufacturer's declaration in the download area
-------------------------	---

Dimensions

Width	17.5 mm
Height	75 mm
Depth	102 mm

Ambient conditions

Ambient temperature (operation)	-20 °C ... 60 °C
Ambient temperature (storage/transport)	-20 °C ... 70 °C
Degree of protection	IP20

Input data

Nominal input voltage U_N	5 V DC
Input voltage range in reference to U_N	0.8 ... 1.2
Input voltage range	4 V DC ... 6 V DC

Solid-state relay module - EMG 17-OV- 5DC/ 24DC/2 - 2946780

Technical data

Input data

Switching threshold "0" signal in reference to U _N	≤ 0.4
Switching threshold "1" signal in reference to U _N	≥ 0.8
Typical input current at U _N	4.5 mA
Typical response time	120 μs
Typical turn-off time	230 μs
Status display	Yellow LED
Type of protection	Reverse polarity protection
	Surge protection
Protective circuit/component	Polarity protection diode
	Varistor
Transmission frequency	1000 Hz

Output data

Output nominal voltage	24 V DC
Output voltage range	10 V DC ... 30 V DC
Limiting continuous current	2 A (see derating curve)
Leakage current	150 μA
Peak offstate voltage	33 V DC (Collector-emitter reverse voltage)
Current limitation at short-circuits	> 2 A (short-circuit resistant)
Voltage drop at max. limiting continuous current	≤ 0.3 V
Output circuit	3-conductor, ground-referenced
Indication	Red LED
Type of protection	Reverse polarity protection
	Free running
	Surge protection
Protective circuit/component	Polarity protection diode
	Damping diode
	Suppressor diode

Connection data, input side

Connection name	Input side
Connection method	Screw connection
Stripping length	8 mm
Screw thread	M3
Conductor cross section solid	0.2 mm ² ... 4 mm ²
Conductor cross section flexible	0.2 mm ² ... 2.5 mm ²
Conductor cross section AWG	24 ... 12

Connection data, output side

Connection name	Output side
Connection method	Screw connection
Stripping length	8 mm

Solid-state relay module - EMG 17-OV- 5DC/ 24DC/2 - 2946780

Technical data

Connection data, output side

Screw thread	M3
Conductor cross section solid	0.2 mm ² ... 4 mm ²
Conductor cross section flexible	0.2 mm ² ... 2.5 mm ²
Conductor cross section AWG	24 ... 12

General

Test voltage input/output	2.5 kV AC
	2.5 kV AC
Mounting position	any
Assembly instructions	In rows with zero spacing
Operating mode	100% operating factor
Flammability rating according to UL 94	V0
Standards/regulations	IEC 60664
	EN 50178
Degree of pollution	2
Overvoltage category	III

Standards and Regulations

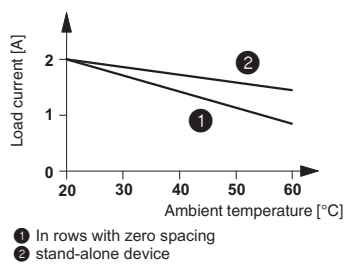
Standards/regulations	IEC 60664
	EN 50178
Insulation	Basic insulation
Degree of pollution	2
Overvoltage category	III
Flammability rating according to UL 94	V0

Environmental Product Compliance

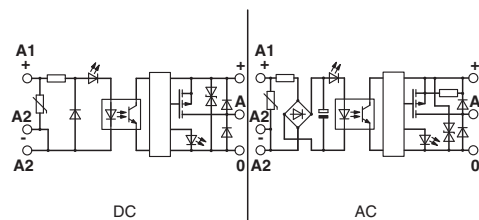
REACH SVHC	Lead 7439-92-1
China RoHS	Environmentally Friendly Use Period = 50
	For details about hazardous substances go to tab "Downloads", Category "Manufacturer's declaration"

Drawings

Diagram



Circuit diagram



Phoenix Contact 2018 © - all rights reserved
<http://www.phoenixcontact.com>

PHOENIX CONTACT GmbH & Co. KG
Flachsmarktstr. 8
32825 Blomberg
Germany
Tel. +49 5235 300
Fax +49 5235 3 41200
<http://www.phoenixcontact.com>