



Chipsmall Limited consists of a professional team with an average of over 10 year of expertise in the distribution of electronic components. Based in Hongkong, we have already established firm and mutual-benefit business relationships with customers from,Europe,America and south Asia,supplying obsolete and hard-to-find components to meet their specific needs.

With the principle of “Quality Parts,Customers Priority,Honest Operation,and Considerate Service”,our business mainly focus on the distribution of electronic components. Line cards we deal with include Microchip,ALPS,ROHM,Xilinx,Pulse,ON,Everlight and Freescale. Main products comprise IC,Modules,Potentiometer,IC Socket,Relay,Connector.Our parts cover such applications as commercial,industrial, and automotives areas.

We are looking forward to setting up business relationship with you and hope to provide you with the best service and solution. Let us make a better world for our industry!



## Contact us

Tel: +86-755-8981 8866 Fax: +86-755-8427 6832

Email & Skype: info@chipsmall.com Web: www.chipsmall.com


Address: A1208, Overseas Decoration Building, #122 Zhenhua RD., Futian, Shenzhen, China



**EMG 25-LG**

Order No.: 2948319

<http://eshop.phoenixcontact.de/phoenix/treeViewClick.do?UID=2948319>Electronic housing, with snap foot for DIN rail EN 50022 for PCB  
insertion, without screw connection terminal blocks and cover

Commercial data	
GTIN (EAN)	 4 017918 083267
sales group	F001
Pack	5 pcs.
Customs tariff	85472000
Catalog page information	Page 545 (CC-2009)

## Product notes

WEEE/RoHS-compliant since:  
04/04/2005

<http://www.download.phoenixcontact.com>  
Please note that the data given here has been taken from the online catalog. For comprehensive information and data, please refer to the user documentation. The General Terms and Conditions of Use apply to Internet downloads.

**Technical data**

General	
Housing type	Component housing
Housing material	Polycarbonate fiber reinforced
Color	green

**Dimensions / positions**

Length	75 mm
Width	25 mm
Number of positions	8
Pitch	5 mm

**Technical data**

Ambient temperature (operation)	-40 °C ... 125 °C
Inflammability class acc. to UL 94	V0
Power dissipation at 20°C in the horizontal mounting position	1.4 W 1.6 W 7.5 mm
	1.6 W 1.8 W 15 mm
	3.2 W 4.5 W 52 mm

**Connection data**

Conductor cross section solid min.	0.2 mm <sup>2</sup>
Conductor cross section solid max.	4 mm <sup>2</sup>
Conductor cross section stranded min.	0.2 mm <sup>2</sup>
Conductor cross section stranded max.	2.5 mm <sup>2</sup>
Conductor cross section AWG/kcmil min.	24
Conductor cross section AWG/kcmil max	12
Stripping length	8 mm

**Accessories**

Item	Designation	Description
------	-------------	-------------

**Assembly**

2941808	EMG 25-ZE	Intermediate element, to enlarge the assembly space
2941510	EMG-KA	Terminal block/screw cover, set consisting of 50 strips each for terminal blocks and screw openings, 1 strip covers 12 terminal points.

**General**

2947190	P 1-EMG 25	PCB for assembling electronic components
---------	------------	--

**Marking**

2947035	EMG-GKS 12	Equipment marker, width 12 mm
2947035	EMG-GKS 12	Equipment marker, width 12 mm
2941594	EMG-GKS 22	Equipment marker tag, width 22 mm

2941594	EMG-GKS 22	Equipment marker tag, width 22 mm
2947585	EMG-SGKS 10	Equipment marker, narrow
2947585	EMG-SGKS 10	Equipment marker, narrow

**Additional products**

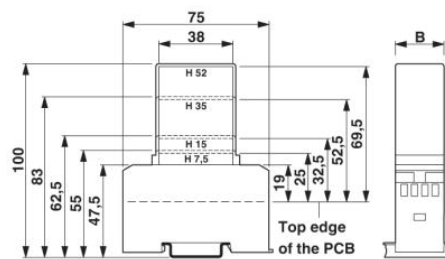
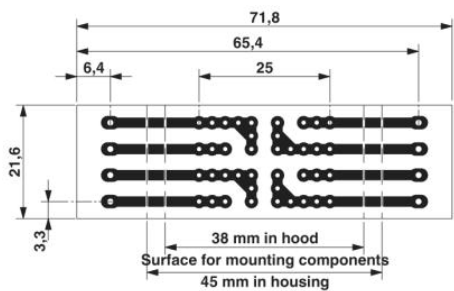
Item	Designation	Description
------	-------------	-------------

**Assembly**

2947132	EMG 25-H 7,5MM KLAR	Covering hood, for the contact and dust-protected encapsulation of the components, in transparent design. Height: 7.5 mm, width: 25 mm
2948322	EMG 25-H 15MM KLAR	Covering hood, for the contact and dust-protected encapsulation of the components, in transparent design. Height: 15 mm, width: 25 mm
2947145	EMG 25-H 52MM GN	Covering hood, for the contact and dust-protected encapsulation of the components, in green design. Height: 52 mm, width: 25 mm

**Diagrams/Drawings**

Dimensioned drawing



1 = Top edge of the PCB  
 B = Housing width

Pitch 5 mm  
 a = Area for mounting components, 38 mm in the hood  
 b = Area for mounting components, 45 mm in the housing

**Address**

PHOENIX CONTACT Deutschland GmbH  
Flachmarktstr. 8  
32825 Blomberg, Germany  
Phone +49 5235 3 12000  
Fax +49 5235 3 41200  
<http://www.phoenixcontact.de>



© 2011 Phoenix Contact  
Technical modifications reserved;