



Chipsmall Limited consists of a professional team with an average of over 10 year of expertise in the distribution of electronic components. Based in Hongkong, we have already established firm and mutual-benefit business relationships with customers from,Europe,America and south Asia,supplying obsolete and hard-to-find components to meet their specific needs.

With the principle of “Quality Parts,Customers Priority,Honest Operation,and Considerate Service”,our business mainly focus on the distribution of electronic components. Line cards we deal with include Microchip,ALPS,ROHM,Xilinx,Pulse,ON,Everlight and Freescale. Main products comprise IC,Modules,Potentiometer,IC Socket,Relay,Connector.Our parts cover such applications as commercial,industrial, and automotives areas.

We are looking forward to setting up business relationship with you and hope to provide you with the best service and solution. Let us make a better world for our industry!



## Contact us

Tel: +86-755-8981 8866 Fax: +86-755-8427 6832

Email & Skype: info@chipsmall.com Web: www.chipsmall.com

Address: A1208, Overseas Decoration Building, #122 Zhenhua RD., Futian, Shenzhen, China



# EMG ...-DIO .../LP

## Lamp testing modules

### INTERFACE

Data sheet  
101174\_en\_01

© PHOENIX CONTACT - 11/2009



## 1 Description

Lamp test circuits, which decouple signals in isolation, should be implemented using two module versions:

- The diodes are connected in pairs and can be freely wired to the anode
- The anode of each diode pair is connected to a common connection point

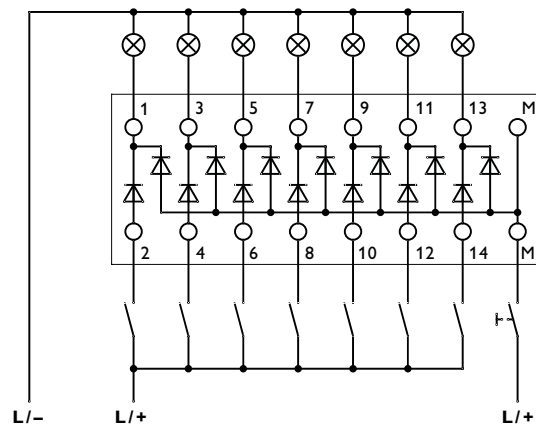


Figure 1 Lamp test circuit (EMG 45-DIO14M/LP)



#### NOTE:

Please note that there is no isolation between the individual diode paths within a module.



Make sure you always use the latest documentation.  
It can be downloaded at [www.phoenixcontact.net/download](http://www.phoenixcontact.net/download).



This data sheet is valid for all products listed on the following page:

## 2 Ordering data

### Lamp testing modules

Description	Housing width	Type	Order No.	Pcs./Pkt.
<b>Lamp testing modules, 2 diodes each with common cathode:</b>				
4-pair version, for individual wiring	45 mm	EMG 45-DIO 8E/LP	2954798	5
7-pair version, with common control	45 mm	EMG 45-DIO14M/LP	2950132	5
8-pair version, for individual wiring	90 mm	EMG 90-DIO 16E/LP	2954808	5
16-pair version, with common control	90 mm	EMG 90-DIO 32M/LP	2954785	5

### Accessories

Description	Type	Order No.	Pcs./Pkt.
Device marking label	EMG-GKS 12	2947035	50

## 3 Technical data

### General data

Ambient temperature range	-20°C ... +50°C
Rated insulation voltage according to EN 50178	300 V
Pollution degree according to EN 50178	2
Surge voltage category according to EN 50178	3, basic insulation
Mounting position	Any
Installation	Can be aligned without spacing
Height	55 mm
Length	75 mm

### Connection data

Conductor cross-section, solid	0.2 mm <sup>2</sup> ... 4 mm <sup>2</sup>
Conductor cross-section, stranded	0.2 mm <sup>2</sup> ... 2.5 mm <sup>2</sup>
Conductor cross-section, AWG	24 - 12
Stripping length	8 mm
Connection method	Screw connection

### Diode data

	EMG 45-DIO 8E/LP, EMG 90-DIO 16E/LP	EMG 45-DIO14M/LP, EMG 90-DIO 32M/LP
Maximum operating voltage U <sub>max</sub>	250 V AC	250 V AC
Peak reverse voltage per diode	1300 V	1300 V
Reverse current per diode	≤ 5 μA	≤ 5 μA
Conducting-state voltage per diode	0.8 V, approximately	0.8 V, approximately
Conducting-state current per diode		
With single load	0.7 A	0.7 A
With simultaneous load	0.4 A	0.2 A

### Conformance/approvals

Conformance	CE-compliant
-------------	--------------

### Conformance with Low Voltage Directive (LVD) 2006/95/EC

Electronic equipment according to	EN 50178
-----------------------------------	----------

## 4 Circuit diagram

### 4.1 Lamp testing module, can be wired individually

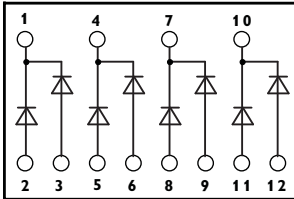


Figure 2 EMG 45-DIO 8E/LP

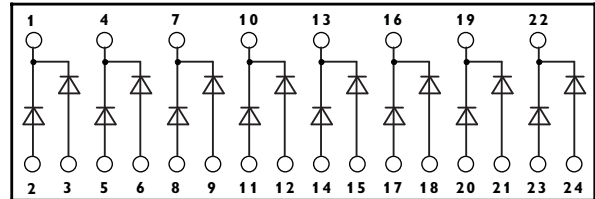


Figure 3 EMG 90-DIO 16E/LP

### 4.2 Lamp testing module, negative polarity

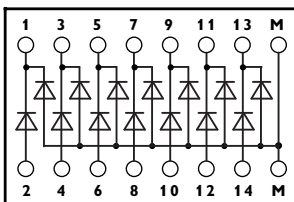


Figure 4 EMG 45-DIO14M/LP

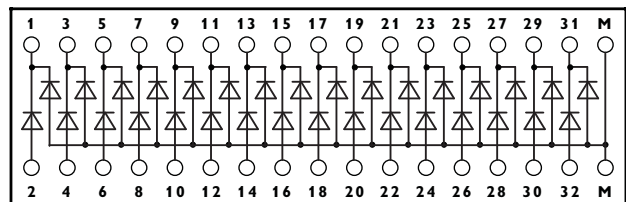


Figure 5 EMG 90-DIO 32M/LP