



Chipsmall Limited consists of a professional team with an average of over 10 year of expertise in the distribution of electronic components. Based in Hongkong, we have already established firm and mutual-benefit business relationships with customers from,Europe,America and south Asia,supplying obsolete and hard-to-find components to meet their specific needs.

With the principle of “Quality Parts,Customers Priority,Honest Operation,and Considerate Service”,our business mainly focus on the distribution of electronic components. Line cards we deal with include Microchip,ALPS,ROHM,Xilinx,Pulse,ON,Everlight and Freescale. Main products comprise IC,Modules,Potentiometer,IC Socket,Relay,Connector.Our parts cover such applications as commercial,industrial, and automotives areas.

We are looking forward to setting up business relationship with you and hope to provide you with the best service and solution. Let us make a better world for our industry!



Contact us

Tel: +86-755-8981 8866 Fax: +86-755-8427 6832

Email & Skype: info@chipsmall.com Web: www.chipsmall.com

Address: A1208, Overseas Decoration Building, #122 Zhenhua RD., Futian, Shenzhen, China



UM 25-D15SUB/S/FRONT/Q

Order No.: 2959599


The illustration shows the version UM 25-D 9SUB/B/FRONT/Q



<http://eshop.phoenixcontact.de/phoenix/treeViewClick.do?UID=2959599>


VARIOFACE SLIM LINE, with screw connection and D-subminiature pin strip, for assembly at a right angle on NS 35/7.5, 15 positions



Commercial data	
GTIN (EAN)	 4 017918 086244
sales group	I011
Pack	1 pcs.
Customs tariff	85369010
Catalog page information	Page 287 (IF-2009)

Product notes

WEEE/RoHS-compliant since:
08/11/2006



<http://www.download.phoenixcontact.com>
Please note that the data given here has been taken from the online catalog. For comprehensive information and data, please refer to the user documentation. The General Terms and Conditions of Use apply to Internet downloads.

Technical data

General data	
Nominal voltage U_N	125 V AC/DC
Max. current carrying capacity per branch	2.5 A
	1.5 A (with even load on all branches)
Number of positions	15

Width	25 mm
Height	147 mm
Depth	45 mm
Ambient temperature (operation)	-10 °C ... 50 °C
Ambient temperature (storage/transport)	-10 °C ... 70 °C
Test voltage	800 V (50 Hz, 1 min.)
Mounting position	Any
Standards/regulations	IEC 60664
	IEC 60664 A
	DIN VDE 0110
	DIN VDE 0160 (in parts)
Pollution degree	2
Surge voltage category	II

Connection data

Connection 1	PCB connection
Connection in acc. with standard	IEC / EN
Type of connection	Screw connection
Conductor cross section solid min.	0.2 mm ²
Conductor cross section solid max.	4 mm ²
Conductor cross section stranded min.	0.2 mm ²
Conductor cross section stranded max.	2.5 mm ²
Conductor cross section AWG/kcmil min.	24
Conductor cross section AWG/kcmil max	12
Stripping length	8 mm
Screw thread	M3
Connection 2	D-SUB connection
Type of connection	Pluggable

Certificates / Approvals



Certification

GOST

Accessories		
Item	Designation	Description
Cable/conductor		
2302421	CABLE D-SUB-B-B-S/.../.../...	Shielded round cable, assembled with two D-SUB female connectors, variable cable length
2302340	CABLE D-SUB-S/.../.../...	Shielded round cable, assembled with one D-SUB male and one female connector, variable cable length
2926085	CABLE-D-15SUB/F/OE/0,25/S/0,5M	Shielded cable with a 15-pos. D-SUB female connector and one open end. The individual wires are labeled 1 to 15 and fitted with ferrules. The braided shield is routed to a separate cable end. Cable length: 0.5 m.
2926098	CABLE-D-15SUB/F/OE/0,25/S/1,0M	Shielded cable with a 15-pos. D-SUB female connector and one open end. The individual wires are labeled 1 to 15 and fitted with ferrules. The braided shield is routed to a separate cable end. Cable length: 1 m.
2926108	CABLE-D-15SUB/F/OE/0,25/S/1,5M	Shielded cable with a 15-pos. D-SUB female connector and one open end. The individual wires are labeled 1 to 15 and fitted with ferrules. The braided shield is routed to a separate cable end. Cable length: 1.5 m.
2926111	CABLE-D-15SUB/F/OE/0,25/S/2,0M	Shielded cable with a 15-pos. D-SUB female connector and one open end. The individual wires are labeled 1 to 15 and fitted with ferrules. The braided shield is routed to a separate cable end. Cable length: 2 m.
2926124	CABLE-D-15SUB/F/OE/0,25/S/3,0M	Shielded cable with a 15-pos. D-SUB female connector and one open end. The individual wires are labeled 1 to 15 and fitted with ferrules. The braided shield is routed to a separate cable end. Cable length: 3 m.
2926137	CABLE-D-15SUB/F/OE/0,25/S/4,0M	Shielded cable with a 15-pos. D-SUB female connector and one open end. The individual wires are labeled 1 to 15 and fitted with ferrules. The braided shield is routed to a separate cable end. Cable length: 4 m.
2926140	CABLE-D-15SUB/F/OE/0,25/S/6,0M	Shielded cable with a 15-pos. D-SUB female connector and one open end. The individual wires are labeled 1 to 15 and fitted with ferrules. The braided shield is routed to a separate cable end. Cable length: 6 m.
2302052	CABLE-D15SUB/B/S/ 50/ KONFEK/S	Round shielded cable set, with 15-pos. D-SUB female and male connectors, cable length: 0.5 m
2302065	CABLE-D15SUB/B/S/100/ KONFEK/S	Round shielded cable set, with 15-pos. D-SUB female and male connectors, cable length: 1 m
2302078	CABLE-D15SUB/B/S/150/ KONFEK/S	Round shielded cable set, with 15-pos. D-SUB female and male connectors, cable length: 1.5 m
2302081	CABLE-D15SUB/B/S/200/ KONFEK/S	Round shielded cable set, with 15-pos. D-SUB female and male connectors, cable length: 2 m
2302094	CABLE-D15SUB/B/S/300/ KONFEK/S	Round shielded cable set, with 15-pos. D-SUB female and male connectors, cable length: 3 m

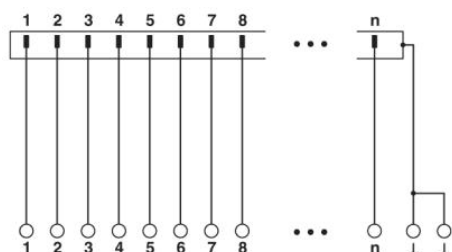
2302104	CABLE-D15SUB/B/S/400/ KONFEK/S	Round shielded cable set, with 15-pos. D-SUB female and male connectors, cable length: 4 m
2302117	CABLE-D15SUB/B/S/600/ KONFEK/S	Round shielded cable set, with 15-pos. D-SUB female and male connectors, cable length: 6 m

General

2900905	CABLE-D-15SUB-F-OE-0,25- S/...	Shielded cable with a 15-pos. D-SUB female connector and one open end. The individual wires are labeled 1 to 15 and fitted with ferrules. The braided shield is routed to a separate cable end. Cable length: variable.
---------	-----------------------------------	---

Diagrams/Drawings

Circuit diagram



Address

PHOENIX CONTACT Deutschland GmbH
Flachmarktstr. 8
32825 Blomberg, Germany
Phone +49 5235 3 12000
Fax +49 5235 3 41200
<http://www.phoenixcontact.de>



© 2011 Phoenix Contact
Technical modifications reserved;