



Chipsmall Limited consists of a professional team with an average of over 10 year of expertise in the distribution of electronic components. Based in Hongkong, we have already established firm and mutual-benefit business relationships with customers from,Europe,America and south Asia,supplying obsolete and hard-to-find components to meet their specific needs.

With the principle of “Quality Parts,Customers Priority,Honest Operation,and Considerate Service”,our business mainly focus on the distribution of electronic components. Line cards we deal with include Microchip,ALPS,ROHM,Xilinx,Pulse,ON,Everlight and Freescale. Main products comprise IC,Modules,Potentiometer,IC Socket,Relay,Connector.Our parts cover such applications as commercial,industrial, and automotives areas.

We are looking forward to setting up business relationship with you and hope to provide you with the best service and solution. Let us make a better world for our industry!



Contact us

Tel: +86-755-8981 8866 Fax: +86-755-8427 6832

Email & Skype: info@chipsmall.com Web: www.chipsmall.com

Address: A1208, Overseas Decoration Building, #122 Zhenhua RD., Futian, Shenzhen, China



DIN Rail-Mountable Sockets EMG...-SD and SD-.../(LA)

1. Description

DIN rail-mountable sockets in standard format are just as important in modern control cabinets as in simple power distribution systems.

The socket, mounted in an easily accessed position, provides a quick connection for assembly tools, servicing equipment, and other electrical equipment.

A 90 mm (3.543 in.) double socket is available in addition to the 45 mm (1.772 in.) standard socket to provide more connections in the control cabinet.

This socket stands out due to its compact structure. The connection terminals, which are protected against accidental contact, demonstrate the high standard of quality associated with Phoenix Contact. The mains connection terminals (L1, N, and PE) are provided on one side of the socket for easy connection. In addition, a device ID plate can be mounted on the housing.


The 45 mm (1.772 in.) socket is available with or without a fuse. The fuse is a 6.3 A, 5 x 20 mm (0.197 x 0.787 in.) glass fuse.

In parts of the system where equipment is still powered up after the main switch has been turned off, this equipment should be marked according to DIN VDE 0105-1 and IEC 204-1/EN 60 204-1/ DIN VDE 0113 Part 1 and German accident prevention regulation VBG 4. A socket version in yellow housing is provided for this type of application.


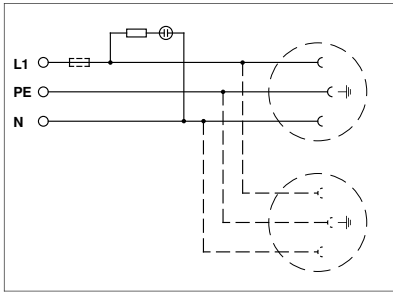
Both 45 mm (1.772 in.) standard and 90 mm (3.543 in.) double housing sockets can be quickly snapped onto the symmetrical DIN rail according to EN 50 022.

The contact protected sockets are available in the following cost-effective versions:

- Screw or spring-cage connection
- With or without LED
- Schuko, Belgian, French or USA version
- Green, yellow or light gray housing



2. Technical Data



SD-.../LA
EMG...SD

Housing width 45 and 90 mm (1.772 and 3.543 in.)

M 3	7 mm (0.28 in.)				
	Solid	Stranded		I	U
		[mm ²]	AWG	[A]	[V]
Connection data	0.2 - 4	0.2 - 2.5	25 - 12	*	250
			30 - 12	15	125

* For current, see Technical Data.

only SD-D/SC/LA and EMG 45...
 only SD-US

Description	Housing Width [mm]	Type	Order No.	Pcs. Pkt.		
DIN rail-mountable socket with LED, green, yellow (...YE), and gray (...GY) housing (see type description)	45 mm (1.772 in.)	SD-D/SC/LA	29 64 89 8	5		
		SD-D/SC/LA/GY	29 63 49 1	5		
		SD-D/SC/LA/YE	29 63 40 4	5		
		SD-D/SP/LA	29 63 30 7	5		
		SD-D/SP/LA/GY	29 63 48 8	5		
		SD-D/SP/LA/YE	29 63 47 5	5		
		SD-F/SC/LA	29 63 33 6	5		
		SD-F/SC/LA/GY	29 63 84 4	5		
		SD-F/SC/LA/YE	29 63 90 9	5		
		SD-US/SC/LA/GY	29 63 86 0	10		
		SD-BR/SC/LA/GY	29 63 88 6	10		
		SD-F/SP/LA	29 63 34 9	5		
		SD-F/SP/LA/GY	29 63 85 7	5		
		DIN rail-mountable socket as above. Without LED	45 mm (1.772 in.)	SD-D/SC	29 63 31 0	5
				SD-D/SC/GY	29 63 81 5	5
SD-D/SC/YE	29 63 45 9			5		
SD-D/SP	29 63 32 3			5		
SD-D/SP/GY	29 63 50 1			5		
SD-D/SP/YE	29 63 46 2			5		
SD-F/SC	29 63 35 2			5		
SD-F/SC/GY	29 63 82 8			5		
SD-F/SP	29 63 36 5			5		
SD-F/SP/GY	29 63 83 1			5		
DIN rail-mountable socket, with glow lamp and fuse 5 x 20 mm (0.197 x 0.787 in.) to 6.3 A maximum; green, yellow (...YE) housing	45 mm (1.772 in.)			EMG 45-SD-D/LA/SI	29 43 73 8	5
				EMG 45-SD-D/LA/SI/YE	29 40 82 5	5
		EMG 45-SD-D/LA/SI/2A	29 63 89 9	5		
DIN rail-mountable double socket, with glow lamp, green housing	90 mm (3.543 in.)	EMG 90-2SD-D/LA	29 41 52 3	1		
Device ID plate for sockets in EMG housing	Narrow Normal		EMG-SGKS	29 47 58 5	50	
			EMG-GKS	29 47 03 5	50	

DIN Rail-Mountable Sockets – EMG...-SD and SD-.../(LA)

Technical Data

Grounding socket
 Connection voltage
 Maximum continuous current
 Ambient operating temperature range
 Contact material
 Status indicator

SD-.../LA **SD-US/SC/LA...** **EMG 45-SD-D/LA/SI**
EMG 90-2SD-D/LA

IEC 83/DIN 49 440-1	UL 498	IEC 83/DIN 49 440-1
250 V AC	125 V AC	250 V AC
10 A DC, 16 A AC	15 A AC	6.3 A AC
-20°C to +60°C	-20°C to +60°C	-20°C to +60°C
(-4°F to +140°F)	(-4°F to +140°F)	(-4°F to +140°F)
CuZn37	CuZn37	CuZn37
Glow lamp/LED	LED with	Glow lamp
with series resistor	series resistor	

Type Description of SD-.../LA Sockets:

	SD	-	D	/	SC	/	LA
Country versions	D = Germany				F = France/Belgium		
	US = USA/Canada						
Connection method	SC = screw (screw terminal block)				SP = spring (spring-cage)		
LED	LA = with indicator						