



Chipsmall Limited consists of a professional team with an average of over 10 year of expertise in the distribution of electronic components. Based in Hongkong, we have already established firm and mutual-benefit business relationships with customers from,Europe,America and south Asia,supplying obsolete and hard-to-find components to meet their specific needs.

With the principle of “Quality Parts,Customers Priority,Honest Operation,and Considerate Service”,our business mainly focus on the distribution of electronic components. Line cards we deal with include Microchip,ALPS,ROHM,Xilinx,Pulse,ON,Everlight and Freescale. Main products comprise IC,Modules,Potentiometer,IC Socket,Relay,Connector.Our parts cover such applications as commercial,industrial, and automotives areas.

We are looking forward to setting up business relationship with you and hope to provide you with the best service and solution. Let us make a better world for our industry!



## Contact us

Tel: +86-755-8981 8866 Fax: +86-755-8427 6832

Email & Skype: info@chipsmall.com Web: www.chipsmall.com


Address: A1208, Overseas Decoration Building, #122 Zhenhua RD., Futian, Shenzhen, China



# DEK-OE- 24DC/ 24DC/100KHZ


Order No.: 2964283

The illustration shows version DEK-OE- 5 DC/ 24 DC/100 KHZ




<http://eshop.phoenixcontact.de/phoenix/treeViewClick.do?UID=2964283>

Input optocoupler, transmission frequency 100 kHz, with light indicator and protection circuit in input and output circuit, input: 24 V DC, output: 4 - 30 V DC/ 50 mA



## Commercial data

GTIN (EAN)	 4 017918 107413
sales group	G120
Pack	10 pcs.
Customs tariff	85364190
Catalog page information	Page 140 (IF-2009)

## Product notes

WEEE/RoHS-compliant since:  
05/12/2006



<http://www.download.phoenixcontact.com>  
Please note that the data given here has been taken from the online catalog. For comprehensive information and data, please refer to the user documentation. The General Terms and Conditions of Use apply to Internet downloads.

## Technical data

### Input data

Nominal input voltage $U_N$	24 V DC
Input voltage range in reference to $U_N$	0.8 ... 1.2
Switching threshold "0" signal in reference to $U_N$	$\leq 0.4$

Switching threshold "1" signal in reference to U <sub>N</sub>	≥ 0.8
Typical input current at U <sub>N</sub>	6 mA
Typical response time	1.5 μs
Typical turn-off time	2 μs
Operating voltage display	Yellow LED
Type of protection	Protection against polarity reversal
	Surge protection
Protective circuit/component	Polarity protection diode
Transmission frequency	100 kHz

#### Output data

Output nominal voltage range	4 V DC ... 30 V DC
Limiting continuous current	50 mA
Quiescent current	4.3 mA
Voltage drop at max. limiting continuous current	≤ 0.5 V DC
Output circuit	3-conductor, ground-referenced
Type of protection	Surge protection
Protective circuit/component	Suppressor diode

#### Connection data

Type of connection	Screw connection
Stripping length	8 mm
Screw thread	M3
Conductor cross section solid min.	0.2 mm <sup>2</sup>
Conductor cross section solid max.	4 mm <sup>2</sup>
Conductor cross section stranded min.	0.2 mm <sup>2</sup>
Conductor cross section stranded max.	2.5 mm <sup>2</sup>
Conductor cross section AWG/kcmil min.	24
Conductor cross section AWG/kcmil max	12

#### General data

Width	6.2 mm
Height	80 mm
Depth	56 mm
Test voltage input/output	2.5 kV AC
Ambient temperature (operation)	-20 °C ... 60 °C
Ambient temperature (storage/transport)	-20 °C ... 70 °C

Mounting position	Any
Assembly instructions	In rows with zero spacing
Operating mode	100% operating factor
Standards/regulations	IEC 60664 EN 50178 IEC 62103
Rated surge voltage / insulation	Basic insulation
Pollution degree	2
Surge voltage category	II

### Certificates / Approvals

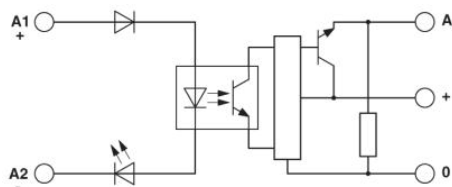


Certification

GOST

### Diagrams/Drawings

Circuit diagram





**Address**

PHOENIX CONTACT Deutschland GmbH  
Flachmarktstr. 8  
32825 Blomberg, Germany  
Phone +49 5235 3 12000  
Fax +49 5235 3 41200  
<http://www.phoenixcontact.de>



© 2011 Phoenix Contact  
Technical modifications reserved;