



Chipsmall Limited consists of a professional team with an average of over 10 year of expertise in the distribution of electronic components. Based in Hongkong, we have already established firm and mutual-benefit business relationships with customers from,Europe,America and south Asia,supplying obsolete and hard-to-find components to meet their specific needs.

With the principle of "Quality Parts,Customers Priority,Honest Operation,and Considerate Service",our business mainly focus on the distribution of electronic components. Line cards we deal with include Microchip,ALPS,ROHM,Xilinx,Pulse,ON,Everlight and Freescale. Main products comprise IC,Modules,Potentiometer,IC Socket,Relay,Connector.Our parts cover such applications as commercial,industrial, and automotives areas.

We are looking forward to setting up business relationship with you and hope to provide you with the best service and solution. Let us make a better world for our industry!



Contact us

Tel: +86-755-8981 8866 Fax: +86-755-8427 6832

Email & Skype: info@chipsmall.com Web: www.chipsmall.com

Address: A1208, Overseas Decoration Building, #122 Zhenhua RD., Futian, Shenzhen, China



Steward

Advanced Ferrite Materials, EMI Suppression, and Inductive Products

Home • Ferrite Product Lines • New Products • Technical • General • Contact • Steward Sales

29F0318-0SR

STEWARD PART NUMBERING SYSTEM					
25	F	0330	- 2	S	R
MATERIAL TYPE	PRODUCT CODE	PART SIZE CODE	SELECTED DIMENSION CODE	ADDITIONAL DESCRIPTION	PACKAGING CODE

Ambient Operating Temperature Range : -55°C to + 125°C

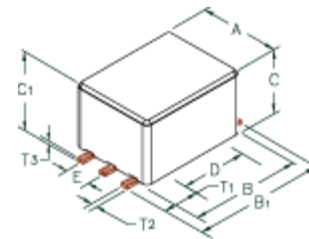


Figure #1

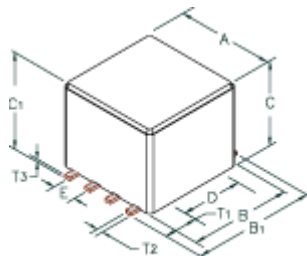


Figure #2

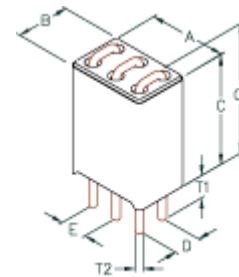


Figure #3

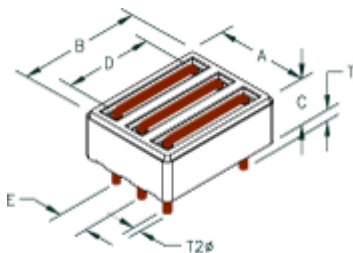


Figure #4

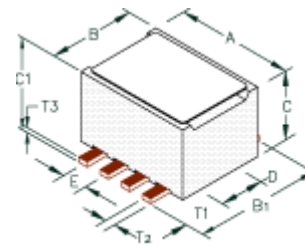


Figure #5

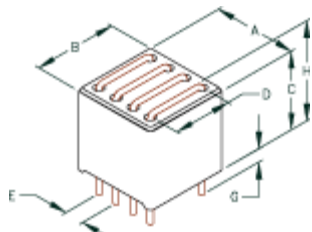


Figure #6

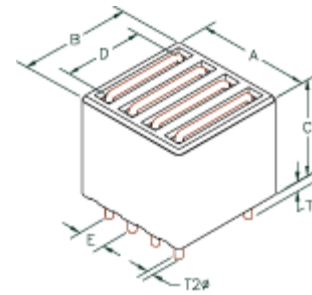


Figure #7

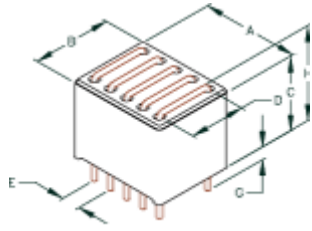


Figure #8

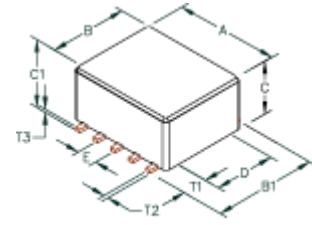


Figure #9

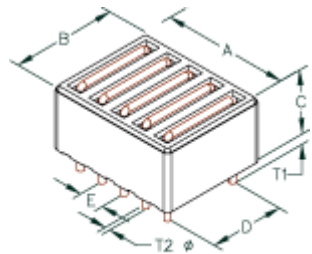


Figure #10

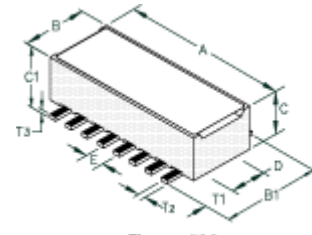


Figure #11

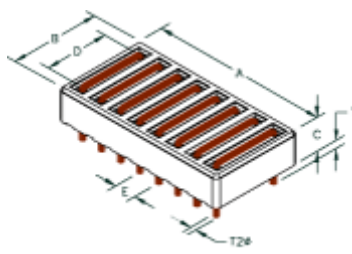


Figure #12

Drawing Figure #

Figure Number
1

Electrical Characteristics

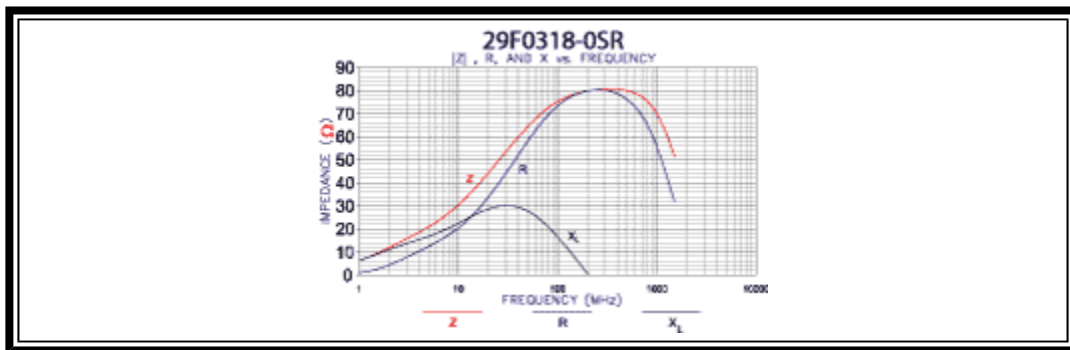
NET Z @ 100 MHz nom	NET Z @ 300 MHz nom	DCR Max	Rated Current mA
83	-	0.01	6000

Physical Dimensions

A mm	B mm	B1 mm	C mm	C1 mm	D mm	E mm	G mm	H mm	A in	B in	B1 in	C in	C1 in	D in	E in	G in	H in
4.83	4.50	7.04	2.92	3.56	2.24	1.27	-	-	0.190	0.177	0.277	0.115	0.140	0.088	0.050	-	-

Wire Dimensions

T1 mm	T2 mm	T3 mm	T1 in	T2 in	T3 in
2.16	0.50	0.25	0.085	0.020	0.010



Specifications, which provide more details for the correct use of the described products, are available upon request. All specifications are subject to change without notice. For more information on any of the products listed above, please contact Steward customer service department at (800) 634-2673.

americas@steward.com mexico@steward.com europe@steward.com asia@steward.com

Copyright© 2004 Steward, Inc.

Last Updated: 2/25/2004