



Chipsmall Limited consists of a professional team with an average of over 10 year of expertise in the distribution of electronic components. Based in Hongkong, we have already established firm and mutual-benefit business relationships with customers from,Europe,America and south Asia,supplying obsolete and hard-to-find components to meet their specific needs.

With the principle of “Quality Parts,Customers Priority,Honest Operation,and Considerate Service”,our business mainly focus on the distribution of electronic components. Line cards we deal with include Microchip,ALPS,ROHM,Xilinx,Pulse,ON,Everlight and Freescale. Main products comprise IC,Modules,Potentiometer,IC Socket,Relay,Connector.Our parts cover such applications as commercial,industrial, and automotives areas.

We are looking forward to setting up business relationship with you and hope to provide you with the best service and solution. Let us make a better world for our industry!



Contact us

Tel: +86-755-8981 8866 Fax: +86-755-8427 6832

Email & Skype: info@chipsmall.com Web: www.chipsmall.com

Address: A1208, Overseas Decoration Building, #122 Zhenhua RD., Futian, Shenzhen, China



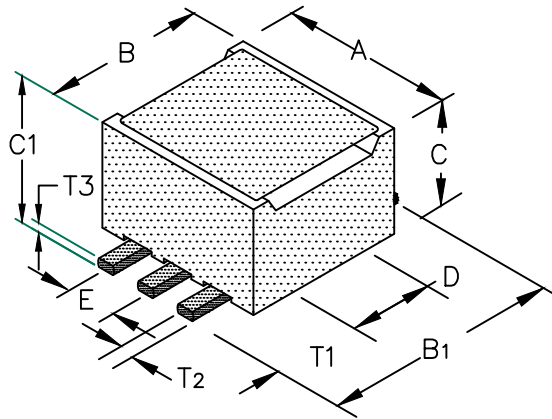
29F0318-1SR-10

PHYSICAL DIMENSIONS:

A	4.83 [.190]	± 0.08 [.003]
B	4.50 [.177]	+ 0.08 [.003] - 0.10 [.004]
B1	7.04 [.277]	± MAX
C	4.19 [.165]	± 0.10 [.004]
C1	4.83 [.190]	± MAX
D	2.24 [.088]	± 0.08 [.003]
E	1.27 [.050]	± 0.13 [.005]

WIRE DIMENSIONS:

T1	2.16 [.085]	± 0.25 [.010]
T2	0.50 [.020]	± TYP.
T3	0.25 [.010]	± TYP.



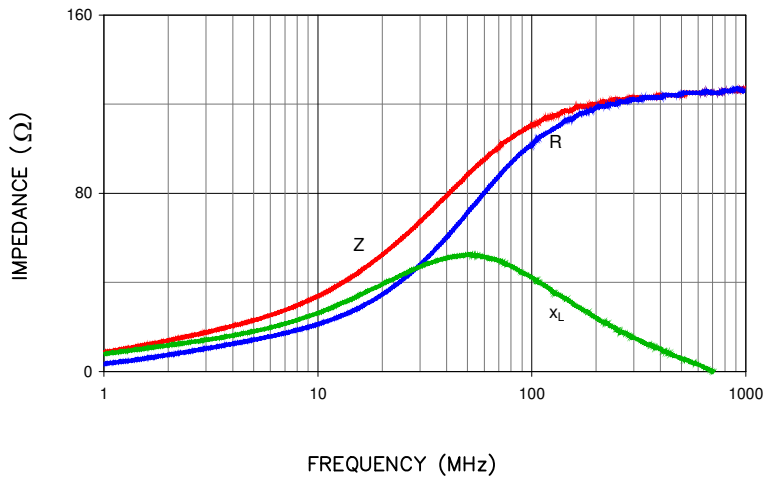
UNCONTROLLED DOCUMENT

ELECTRICAL CHARACTERISTICS:		
Z @ 100MHz (Ω)	DCR (Ω)	Rated Current
Nominal	119	
Minimum	90	
Maximum	149	6000 mA

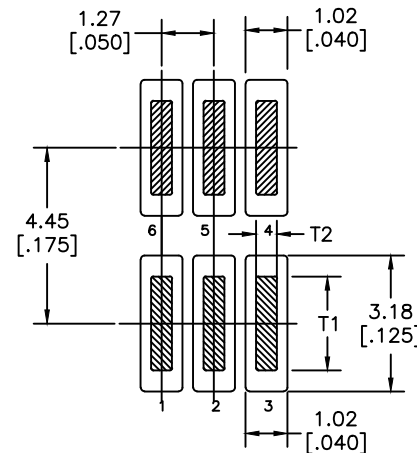
NOTES: UNLESS OTHERWISE SPECIFIED

1. TAPED AND REELED per CURRENT EIA SPECIFICATIONS 13" REELS, 900 PCS/REEL.
2. COMPONENTS SHOULD BE ADEQUATELY PREHEATED BEFORE SOLDERING.
3. REF. CARRIER TAPE SPECIFICATION # CART318-13.
4. TERMINATION FINISH IS 100% TIN.
5. OPERATION TEMPERATURE (INCLUDING SELF-HEATING): -40 ~ +125°C.

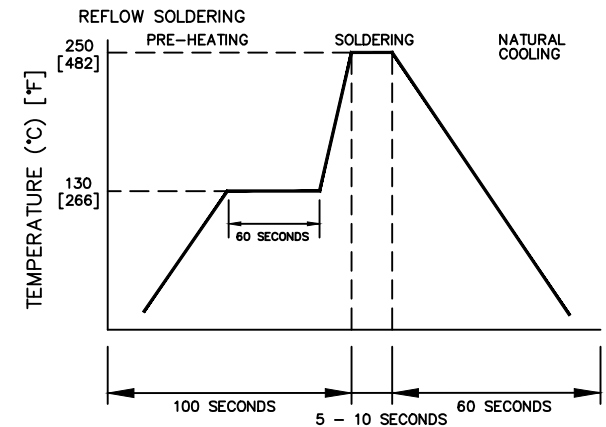
|Z| , R, AND X vs. FREQUENCY



LAND PATTERNS FOR REFLOW SOLDERING



RECOMMENDED SOLDERING CONDITIONS



Z R XL

RoHS

HP 4396A Network/Spectrum Analyzer
HP 43961A Impedance Test Kit, HP 16192A Test Fixture

DIMENSIONS ARE IN mm (INCHES).				This print is the property of Laird Tech. and is loaned in confidence subject to return upon request and with the understanding that no copies shall be made without the written consent of Laird Tech. All rights to design or invention are reserved.			
E	ADD NOTE 5	08/30/12	QIU	PROJECT/PART NUMBER: 29F0318-1SR-10	REV E	PART TYPE: ASSEMBLY	DRAWN BY: JRK
D	UPDATE COMPANY LOGO	10/20/08	JRK				
C	UPDATE COMPANY LOGO	04/24/07	JRK				
B	CHANGE TOLS ON E DIMS ADD ROHS	03/19/07	JRK				
A	ORIGINAL DRAFT	04/30/04	JRK				
REV	DESCRIPTION	DATE	INT	DATE: 04/30/04	SCALE: NTS	SHEET: -	1 of 2

Laird