



Chipsmall Limited consists of a professional team with an average of over 10 year of expertise in the distribution of electronic components. Based in Hongkong, we have already established firm and mutual-benefit business relationships with customers from,Europe,America and south Asia,supplying obsolete and hard-to-find components to meet their specific needs.

With the principle of “Quality Parts,Customers Priority,Honest Operation,and Considerate Service”,our business mainly focus on the distribution of electronic components. Line cards we deal with include Microchip,ALPS,ROHM,Xilinx,Pulse,ON,Everlight and Freescale. Main products comprise IC,Modules,Potentiometer,IC Socket,Relay,Connector.Our parts cover such applications as commercial,industrial, and automotives areas.

We are looking forward to setting up business relationship with you and hope to provide you with the best service and solution. Let us make a better world for our industry!



## Contact us

Tel: +86-755-8981 8866 Fax: +86-755-8427 6832

Email & Skype: info@chipsmall.com Web: www.chipsmall.com

Address: A1208, Overseas Decoration Building, #122 Zhenhua RD., Futian, Shenzhen, China



# 29F0818-0SR-10

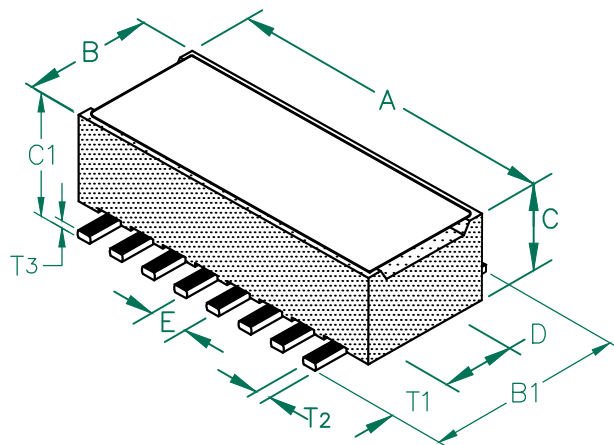
RoHS

## PHYSICAL DIMENSIONS:

A	11.43 [.450]	+ 0.18 [.007]
B	4.50 [.177]	+ 0.08 [.003] - 0.10 [.004]
B1	7.04 [.277]	MAX
C	2.92 [.115]	+ 0.08 [.003]
C1	3.56 [.140]	MAX
D	2.24 [.088]	+ 0.08 [.003]
E	1.27 [.050]	+ 0.13 [.005]

## WIRE DIMENSIONS:

T1	2.16 [.085]	+ 0.25 [.010]
T2	0.50 [.020]	TYP.
T3	0.25 [.010]	TYP.

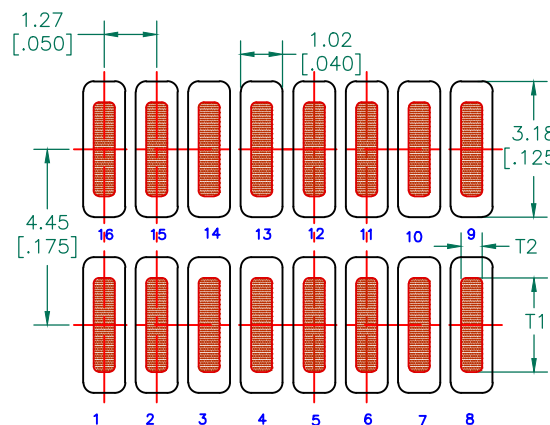


ELECTRICAL CHARACTERISTICS:			
	Z @ 100MHz (Ω)	DCR (Ω)	Rated Current
Nominal	75		
Minimum	56		
Maximum	94	0.01	6,000 mA

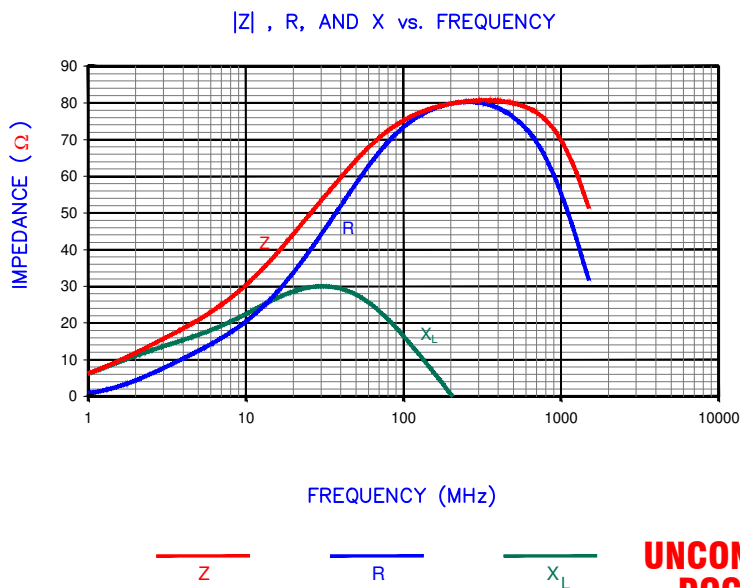
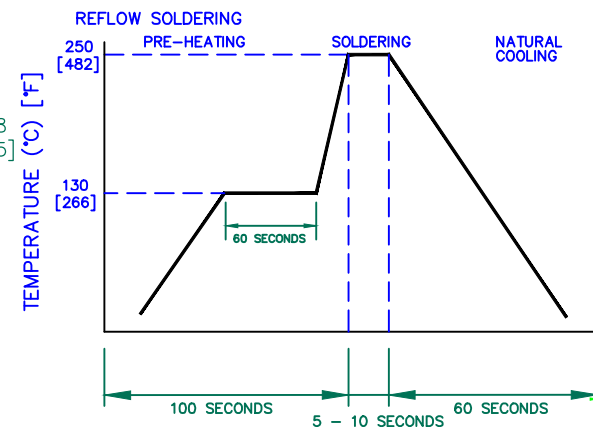
NOTES: UNLESS OTHERWISE SPECIFIED

1. TAPED AND REELED per CURRENT EIA SPECIFICATIONS 13" REELS, 900 PCS/REEL.
2. COMPONENTS SHOULD BE ADEQUATELY PREHEATED BEFORE SOLDERING.
3. REF. CARRIER TAPE SPECIFICATION
4. TERMINATION FINISH IS 100% TIN. # CART818-03.
6. OPERATION TEMPERATURE (INCLUDING SELF-HEATING): -40 ~ +125°C.

## LAND PATTERNS FOR REFLOW SOLDERING



## RECOMMENDED SOLDERING CONDITIONS



**UNCONTROLLED DOCUMENT**

DIMENSIONS ARE IN mm [INCHES].				This print is the property of Laird Tech. and is loaned in confidence subject to return upon request and with the understanding that no copies shall be made without the written consent of Laird Tech. All rights to design or invention are reserved.		<b>Laird</b>	
E	ADD NOTE 6	08/30/12	QIU	PROJECT/PART NUMBER:	REV	DRAWN BY:	
D	UPDATE COMPANY LOGO	10/22/08	JRK	29F0818-0SR-10	E	JRK	
C	UPDATE COMPANY LOGO	05/03/07	JRK				
B	CHG TOLS ON E, ADD ROHS COR T2/T3	03/20/07	JRK	DATE:	SCALE:	SHEET:	
A	ORIGINAL DRAFT	04/30/04	JRK	04/30/04	NTS	1 of 2	
REV	DESCRIPTION	DATE	INT	CAD #	TOOL #		
				29F0818-0SR-10-E-1	-		