



Chipsmall Limited consists of a professional team with an average of over 10 year of expertise in the distribution of electronic components. Based in Hongkong, we have already established firm and mutual-benefit business relationships with customers from,Europe,America and south Asia,supplying obsolete and hard-to-find components to meet their specific needs.

With the principle of "Quality Parts,Customers Priority,Honest Operation,and Considerate Service",our business mainly focus on the distribution of electronic components. Line cards we deal with include Microchip,ALPS,ROHM,Xilinx,Pulse,ON,Everlight and Freescale. Main products comprise IC,Modules,Potentiometer,IC Socket,Relay,Connector.Our parts cover such applications as commercial,industrial, and automotives areas.

We are looking forward to setting up business relationship with you and hope to provide you with the best service and solution. Let us make a better world for our industry!



## Contact us

Tel: +86-755-8981 8866 Fax: +86-755-8427 6832

Email & Skype: info@chipsmall.com Web: www.chipsmall.com

Address: A1208, Overseas Decoration Building, #122 Zhenhua RD., Futian, Shenzhen, China



## 3M™ Closure System 2-Type 505-Cover




### Each complete 2-Type

#### Cover 505 Selection Contains:

1. Cover Halves with installed Sealing Gasket
2. Protective Gloves
3. 3M™ Sealing R-Tape
4. 3M™ Dry Towlette Wipe DTW
5. Alignment Bars
6. Alignment Bar Hardware
7. Back Cover Clips

8. Flanged Hex Nut
9. Hex Nuts
10. Pressure Valve
11. 3M™ Cleaning Wipes CSSC20
12. External Ground Ribbon
13. Black Cable Ties
14. Bond Braid with Eyelets
15. White Cable Ties
16. Splice Wrap

## 3M™ Closure System 2-Type 505-Endplates



### Each complete 2-Type

#### Endplate 505 Selection Contains:

1. Endplate Sections
2. Sheath Scuff
3. 3M™ Sealing Tape RTW
4. Protective Gloves
5. Cable Diameter Tape

6. Sealing Washers
7. Additional Longer Cable Retention Clamps (depending upon endplate ordered)
8. 3M™ Sealing Tape RTE
9. 3M™ Scotchlok™ Shield Bond Connectors
10. Hose Clamps
11. 3M™ Cleaning Wipes CSSC20

## ORDERING GUIDE for the 3M™ Closure System 2-Type 505

### 2-Type Closure System Washer Selection Chart

		Single Entry* (1E)	Double Entry* (2E)		Triple Entry* (3E)		
2-Type Endplate Cable Entrance Configuration							
Series	Diameter	A	A	B	A	B	C
2A2-(*)	5 1/4" (134 mm)	HS	GS	FS	–	–	–
2B2-(*)	7" (178 mm)	KS	HS	HS	HS	FS	FS
2C2-(*)	8" (203 mm)	KS	JS	JS	JS	GS	GS
2D2-(*)	9 1/2" (241 mm)	KS	KS	KS	KS	HS	HS
2E2-(*)	12" (305 mm)	–	MS	MS	LS	KS	KS

### UNIVERSAL SLOTTED WASHER SIZING CHART

Universal Slotted Washer Size	Cable O.D. Range Inches (mm)
FS	0.4" (10.2) – 1.0" (25.4)
GS	0.4" (10.2) – 1.6" (40.6)
HS	0.4" (10.2) – 2.2" (51)
JS	0.4" (10.2) – 2.8" (71.1)
KS	0.4" (10.2) – 3.4" (86.4)
LS	1.6" (40.6) – 4.0" (101.6)
MS	1.6" (40.6) – 4.4" (111.8)

**NOTE:** Universal Slotted Washers are shipped 2/package. Two washers are required for each cable entrance in a 2-Type Closure Endplate.

**NOTE:** Universal Slotted Washers may be used for plugging unused cable openings.

### ACCESSORIES:

- 3M™ Washer Cutter Tool WCT11K
- 3M™ Spare Blade Kit WCB11K
- 3M™ Aerial Hanger Kit AH20K
- 3M™ Underground Closure Support Kit UCS10K
- 3M™ Plugging Spools
- 3M™ 2-Type Tool Kit 2-TYPE/TK
- 3M™ 4-Hole Spool Kit KWSP04
- 3M™ Universal Alignment Tool Kit UAT20K
- 3M™ 2-Type Tape Re-entry Kit RK-2TA-032

### TOOLS REQUIRED

(not included with cover or endplate kits)

- Washer Cutter Tool
- Speed Wrench
- Torque Wrench (250 in./lbs. (2.9 kgm))
- Can Wrench with 3/8" (9.5 mm) and 7/16" (11 mm) ends
- 1/2" (13 mm) and 7/16" (11 mm) deep wrench sockets
- 3" (76 mm) socket extender
- Screw Driver
- Snips
- Knife
- Tabbng Shears

3M and Scotchlok are trademarks of 3M Company.

### Communication Markets Division

Building A130-2N-03  
6801 River Place Boulevard  
Austin, TX 78726-9000  
1-800-426-8688 Fax: 800-626-0329

© 3M 2014. All rights reserved  
80-6114-9870-2



## 3M™ Closure System 2-Type 505-Cover Selection




Determine number of cable pairs, splice bundle diameter and sheath opening required. Use the proper ordering code, from this table, to indicate your cover selection.

Series Number		2A2	2B2	2C2	2D2	2E2
Inside Diameter, Inches (mm)		5 1/4" (134)	7" (178)	8" (203)	9 1/2" (241)	12" (305)
Overall Length	Sheath Opening	Standard Sizes – Example 2D2A		Ordering Codes	Custom Sizes - Example 2D2D	
18 1/2" (470)	10" (254)	<b>2A2AA</b>	<b>2B2AA</b>		2D2AA	2E2AA
27 1/2" (699)	19" (483)	<b>2A2A*</b>	<b>2B2A*</b>	<b>2C2A*</b>	<b>2D2A*</b>	<b>2E2A*</b>
Maximum number of cable pairs <sup>(1)</sup>		600	1200	1800	3600	4200
36" (914)	27 1/2" (699)	2A2B*	<b>2B2B*</b>	<b>2C2B*</b>	<b>2D2B*</b>	<b>2E2B*</b>
44 1/2" (1130)	36" (914)	2A2C*	<b>2B2C*</b>	<b>2C2C*</b>	<b>2D2C*</b>	2E2C*
48 1/2" (1232)	40" (1016)	2A2D	2B2D	2C2D	2D2D	2E2D
52 3/4" (1340)	44 1/4" (1124)	2A2E	2B2E	2C2E	2D2E	2E2E
57" (1448)	48 1/2" (1232)			2C2F	2D2F	2E2F
61 1/2" (1563)	53" (1346)	2A2G		2C2G	2D2G	2E2G
65 1/2" (1664)	57" (1448)			2C2H	2D2H	2E2H
69 3/4" (1772)	61 1/4" (1556)				2D2I	2E2I
74" (1880)	65 1/2" (1664)			2C2J	2D2J	2E2J
78 1/2" (1994)	70" (1778)				2D2K	2E2K
82 1/2" (2096)	74" (1880)				2D2L	2E2L

<sup>(1)</sup> Maximum number of cable pairs based on the following specifications: 2A2, 2B2, 2C2, 2D2, & 2E2 Series. = 24/26 gauge cable using 25 pair modular connectors for straight, in-line, 2-bank splice (27 1/2" overall cover length, 19" sheath opening). \* Alignment bars provided in 505 cover kits. Bold type indicates standard covers.

## 3M™ Closure System 2-Type 505-Endplate Selection

Determine cable entrance configuration and outside diameter of each cable. Select two endplate assemblies using the proper ordering code from this table.

Number of Cable Openings/Endplate	1	2	3			
Ordering Code	*1E	*2E	*3E			
2-Type Endplate Cable Entrance Configuration						
	A	A	B	A	B	C
Series	Diameter Inches (mm)		Maximum Cable Outside Diameter			
<b>2A2-(*)</b>	5 1/4" (134)	2.2" (56)	1.6" (41)	1.3" (33)	N/A	N/A
<b>2B2-(*)</b>	7" (178)	3.4" (86)	2.2" (56)	2.2" (56)	2.2" (56)	1.0" (25)
<b>2C2-(*)</b>	8" (203)	3.4" (86)	2.8" (71)	2.8" (71)	2.8" (71)	1.6" (41)
<b>2D2-(*)</b>	9 1/2" (241)	3.4" (86)	3.4" (86)	3.4" (86)	3.4" (86)	2.2" (56)
<b>2E2-(*)</b>	12" (305)	N/A	4.4" (112)	4.4" (112)	4.0" (102)	3.4" (86)

### Example: Number of cable pairs = 1200/24 gauge (.5 mm)

Sheath opening = 19" (483 mm)  
 Cable configuration = 3-way  
 1200 pairs in /600 pairs out x 600 pairs out  
 Cable outside diameters: 1200 pairs – 2.6" (66 mm) 600 pairs = 1.9" (48 mm)

**NOTE:** 2D2 series endplates may be used with 2E2 series neckdown covers.

**NOTE:** .88" – 1.1" = 22 mm – 28 mm

Correct codes to order one cover and two endplates

1 each — 2B2A-505 Cover Assembly  
 1 each — 2B2-1E-505 Endplate Assembly  
 1 each — 2B2-2E-505 Endplate Assembly