



Chipsmall Limited consists of a professional team with an average of over 10 year of expertise in the distribution of electronic components. Based in Hongkong, we have already established firm and mutual-benefit business relationships with customers from,Europe,America and south Asia,supplying obsolete and hard-to-find components to meet their specific needs.

With the principle of “Quality Parts,Customers Priority,Honest Operation,and Considerate Service”,our business mainly focus on the distribution of electronic components. Line cards we deal with include Microchip,ALPS,ROHM,Xilinx,Pulse,ON,Everlight and Freescale. Main products comprise IC,Modules,Potentiometer,IC Socket,Relay,Connector.Our parts cover such applications as commercial,industrial, and automotives areas.

We are looking forward to setting up business relationship with you and hope to provide you with the best service and solution. Let us make a better world for our industry!



Contact us

Tel: +86-755-8981 8866 Fax: +86-755-8427 6832

Email & Skype: info@chipsmall.com Web: www.chipsmall.com

Address: A1208, Overseas Decoration Building, #122 Zhenhua RD., Futian, Shenzhen, China

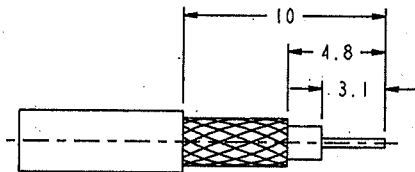
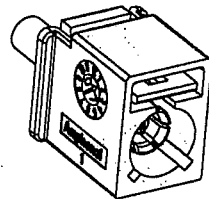


NOTES:

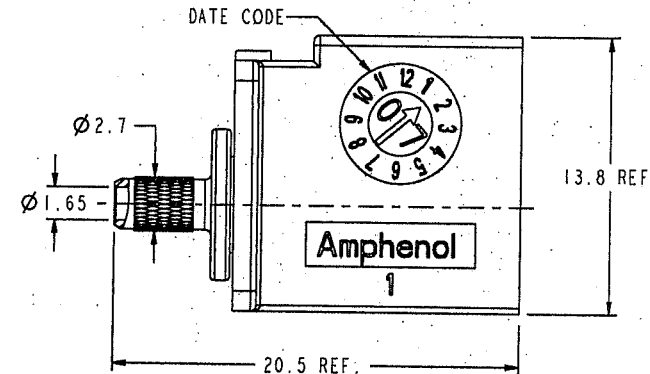
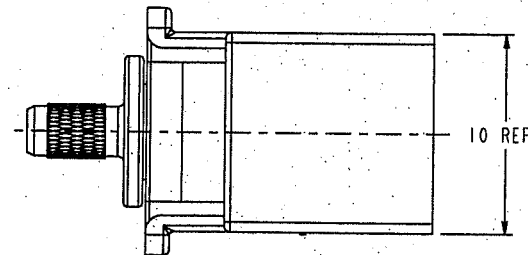
- MATERIALS AND FINISH (IN MICRO-INCHES)
 BODY = ZINC DIECAST (ZINC ALLOY ZAMARK #3 OR EQUIVALENT PER ASTM B86)
 NICKEL PL. 100 MIN. THICK OVER COPPER PL. 300 MIN. THICK
 INSULATOR = PTFE PER ASTM D1710, COLOR: NATURAL.
 LOCK COVER= NYLON 66 WITH 33% GLASS FILLED, PER NYTEX COMPOSITES CO., LTD.
 GRADE MG-0033N-V0 OR EQUIVALENT
 (REFER TO TABLE BELOW FOR KEY CODE)
 FERRULE = COPPER (PER ASTM B-75 ALLOY C12200 OR EQUIVALENT)
 NICKEL PL. 100 MIN. THICK OVER COPPER STRIKE
 CONTACT = PHOSPHOR BRONZE (PER QQ-B-750, COMP A, 1H OR EQUIVALENT)
 GOLD PL. 30 MIN. THICK OVER NICKEL PL. 100 MIN. THICK OVER COPPER STRIKE
- ELECTRICAL:
 A. IMPEDANCE: 50 OHM (NOMINAL)
 B. FREQUENCY RANGE: DC - 6 GHz, (OPTIMIZED FOR DC-4GHz)
 C. VSWR (RETURN LOSS): 1.4 (-15.6 dB), MAX. (DC-2GHz)
 (MATED PAIR) 1.5 (-13.9 dB), MAX. (2-3GHz)
 D. DIELECTRIC WITHSTANDING VOLTAGE: 800 VRMS, MIN.
- MECHANICAL:
 A. DURABILITY: 100 CYCLES MIN.
 B. TEMPERATURE RANGE: -40° C TO 100° C
- PACKAGING:
 A. QUANTITY: TRAY PACK
 B. MARKING: TRAY TO BE MARKED
 "AMPHENOL 2FAI-NXSJ-C01-0, AND DATE CODE"
- A. SEE 349-50713 FOR DETAILED CABLE ASSEMBLY INSTRUCTIONS
 B. CRIMP FERRULE HEX. CRIMP SIZE .128"
 C. CRIMPED CONTACT PIN AFM8 ADJUST TO 4 POSITIONER K727

THIRD ANGLE PROJ.

REVISIONS				
REV	DESCRIPTION	DATE	ECO	APPR
A	RELEASE TO MFG.	02-Nov-04	-----	SHARON
B	SEE SHEET 1	01-Mar-06	-----	JERRY
C	SEE SHEET 1	31-Mar-06	-----	CISSY
D	SEE SHEET 1	09-Nov-07	-----	EMILY
E	UPDATED FORMAT AND ADDED COD DRAWING \RD-DM0811101E	19-Nov-08	-----	EMILY

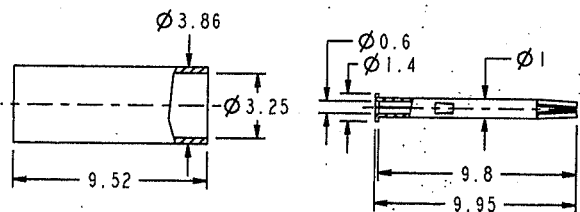


RECOMMENDED CABLE STRIPPING DIM'S



TABLE

CODING	DRAWING NO.	PART NO.	COLOR	RAL NO.
A	FK6121AW-012-NT30G-50	2FAI-NASJ-C01-0	JET BLACK	9005
B	FK6121BW-012-NT30G-50	2FAI-NBSJ-C01-0	CREAM	9001
C	FK6121CW-012-NT30G-50	2FAI-NCSJ-C01-0	SIGNAL BLUE	5005
D	FK6121DW-012-NT30G-50	2FAI-NDSJ-C01-0	CLARET VIOLET	4004
E	FK6121EW-012-NT30G-50	2FAI-NESJ-C01-0	LEAF GREEN	6002
F	FK6121FW-012-NT30G-50	2FAI-NFSJ-C01-0	NUT BROWN	8011
G	FK6121GW-012-NT30G-50	2FAI-NGSJ-C01-0	BLUE GREY	7031
H	FK6121HW-012-NT30G-50	2FAI-NHSJ-C01-0	HEATHER VIOLET	4003
I	FK6121IW-012-NT30G-50	2FAI-NISJ-C01-0	BEIGE	1001
K	FK6121KW-012-NT30G-50	2FAI-NKSJ-C01-0	CURRY	1027
L	FK6121LW-012-NT30G-50	2FAI-NLSJ-C01-0	CARMINE RED	3002
M	FK6121MW-012-NT30G-50	2FAI-NMSJ-C01-0	PASTEL ORANGE	2003
N	FK6121NW-012-NT30G-50	2FAI-NNSJ-C01-0	PASTEL GREEN	6019
Z	FK6121ZW-012-NT30G-50	2FAI-NZSJ-C01-0	WATER BLUE	5021



CONFIGURATION CONTROL:
 NO CHANGES PERMITTED TO DRAWING WITHOUT
 PPAP QUALIFIED CUSTOMER APPROVAL

CUSTOMER OUTLINE DRAWING
 ALL OTHER SHEETS ARE FOR INTERNAL USE ONLY

UNLESS OTHERWISE SPECIFIED, DIMENSIONS ARE IN METRIC AND TOLERANCES ARE:
 0.5 - 6mm ±0.1mm
 6 - 30mm ±0.2mm
 30 - 120mm ±0.3mm
 ANGLES ±1°

NOTICE - These drawings, specifications, or other data (1) are, and remain the property of Amphenol Corp. (2) must be returned upon request; and (3) are confidential and not to be disclosed to any person other than those to whom they are given by Amphenol Corp. The finishing of these drawings, specifications, or other data by Amphenol Corp., or to any other person to anyone for any purpose is not to be regarded by implication or otherwise in any manner licensing, granting rights to permitting such holder or any other person to manufacture, use or sell any product, process or design, patented or otherwise, that may in any way be related to or disclosed by said drawings, specifications, or other data.

MATERIAL	DRAWN EMILY	DATE 09-Nov-07	TITLE FAKRA CRIMP JACK (FOR RG-174/U, 188A/U, 316/U)
REFERENCE	ENGINEER JERRY	DATE 09-Nov-07	SCALE: 4.0:1.0 SHEET 2 OF 2
FINISH	APPROVED ANGELA	DATE 09-Nov-07	DWG SIZE B CODE ID 74868 REV E
	CAD FILE 1:\FAKRA\FK6121XX-012-NT30G-50		DRAWING NO. FK6121XX-012-NT30G-50 ITEM NO. FK6121AFX36NC5F PART NO. 2FAI-NXSJ-C01-0

RD-DR 28965 pager