



Chipsmall Limited consists of a professional team with an average of over 10 year of expertise in the distribution of electronic components. Based in Hongkong, we have already established firm and mutual-benefit business relationships with customers from,Europe,America and south Asia,supplying obsolete and hard-to-find components to meet their specific needs.

With the principle of “Quality Parts,Customers Priority,Honest Operation,and Considerate Service”,our business mainly focus on the distribution of electronic components. Line cards we deal with include Microchip,ALPS,ROHM,Xilinx,Pulse,ON,Everlight and Freescale. Main products comprise IC,Modules,Potentiometer,IC Socket,Relay,Connector.Our parts cover such applications as commercial,industrial, and automotives areas.

We are looking forward to setting up business relationship with you and hope to provide you with the best service and solution. Let us make a better world for our industry!



Contact us

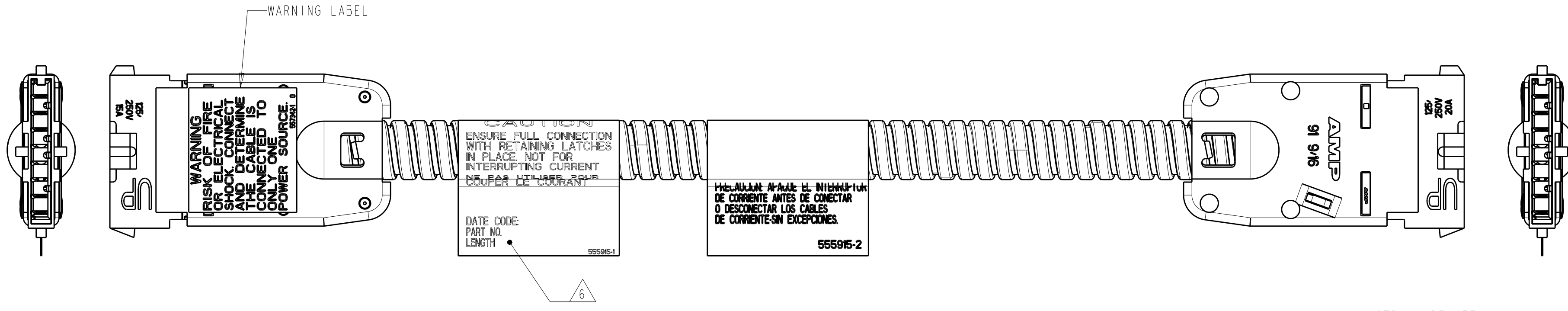
Tel: +86-755-8981 8866 Fax: +86-755-8427 6832

Email & Skype: info@chipsmall.com Web: www.chipsmall.com

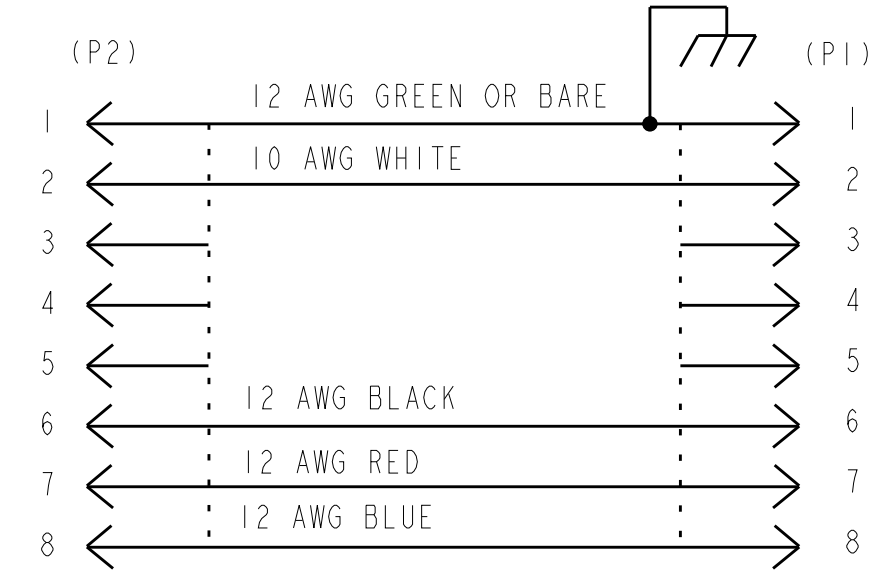
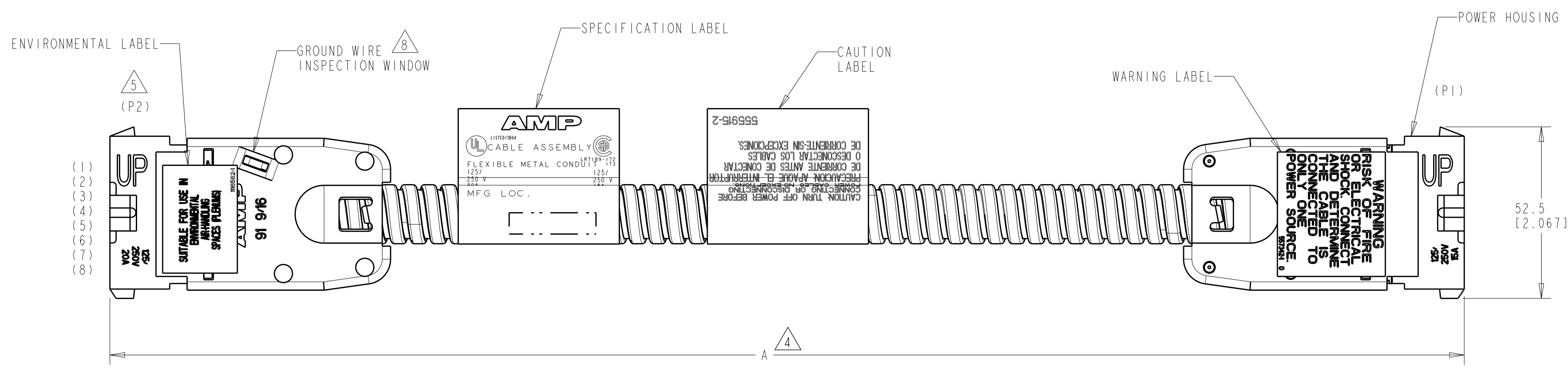
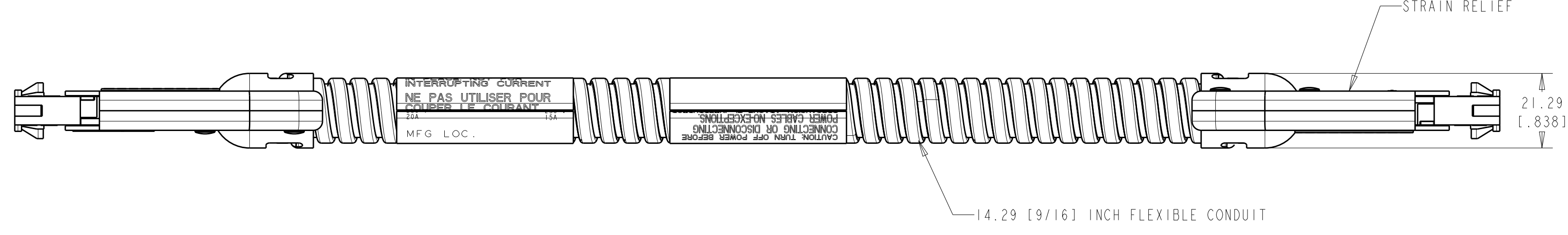
Address: A1208, Overseas Decoration Building, #122 Zhenhua RD., Futian, Shenzhen, China



LOC	DIST	REVISIONS					
		P	LTN	DESCRIPTION	DATE	DWN	APVD
HM	00	Z		REV ECO-12-020241	26NOV2012	JM	MS



1. DIMENSIONS SHOWN ARE MAXIMUM UNLESS OTHERWISE SPECIFIED.
2. CABLE ASSEMBLY SHALL BE WIRED PER WIRING DIAGRAM.
3. MATERIAL:
CONNECTOR HOUSINGS - POLYCARBONATE, UL 94V-0, WHITE.
STRAIN RELIEFS - CARBON STEEL WITH NICKEL PLATING 5.08µm [0.00200] MINIMUM THICK.
CONTACTS - COPPER ALLOY WITH SILVER PLATED STRIP 3.81µm [0.00150] MINIMUM THICK.
4. DIMENSION "A" SHALL BE MEASURED WITH CONDUIT IN THE RELAXED POSITION.
5. DESIGNATIONS IN PARENTHESES () ARE FOR REFERENCE ONLY.
6. MANUFACTURING LOCATION, DATE CODE, PART NUMBER, AND LENGTH SHALL BE INK STAMPED WHERE INDICATED.
7. APPLICATIONS:
AMPINERGY™-MODULAR WIRING SYSTEM, A MANUFACTURED WIRING SYSTEM.
8. USE GROUND WIRE INSPECTION WINDOW TO VERIFY BONDING AND GROUNDING CONDUCTOR.



WIRING DIAGRAM
5 WIRE

4-556212-8	15.24 [50.00]
7-556212-3	12.19 [40.00]
7-556212-2	9.14 [30.00]
4-556212-5	7.62 [25.00]
7-556212-1	6.10 [20.00]
2-556212-3	4.57 [15.00]
3-556212-1	3.05 [10.00]
3-556212-6	1.52 [5.00]
1-556212-5	1.22 [4.00]
3-556212-3	0.91 [3.00]
2-556212-0	0.61 [2.00]
PART NO.	DIM A M [FEET]

THIS DRAWING IS A CONTROLLED DOCUMENT.

DWN: L. HALL OSMAR01
CHK: L. SMITH OTMAR01
APVD: F. LINCOLN OTMAR01

NAME: CABLE ASSEMBLY, POWER TO POWER, 5 WIRE

PRODUCT SPEC: -
APPLICATION SPEC: -
SIZE: A1
CAGE CODE: 00779
DRAWING NO: 556212

RESTRICTED TO: -

MATERIAL: -
FINISH: -

WEIGHT: -
CUSTOMER DRAWING

SCALE: 1:1
SHEET: 1 OF 1
REV: Z

TE Connectivity