



Chipsmall Limited consists of a professional team with an average of over 10 year of expertise in the distribution of electronic components. Based in Hongkong, we have already established firm and mutual-benefit business relationships with customers from,Europe,America and south Asia,supplying obsolete and hard-to-find components to meet their specific needs.

With the principle of “Quality Parts,Customers Priority,Honest Operation,and Considerate Service”,our business mainly focus on the distribution of electronic components. Line cards we deal with include Microchip,ALPS,ROHM,Xilinx,Pulse,ON,Everlight and Freescale. Main products comprise IC,Modules,Potentiometer,IC Socket,Relay,Connector.Our parts cover such applications as commercial,industrial, and automotives areas.

We are looking forward to setting up business relationship with you and hope to provide you with the best service and solution. Let us make a better world for our industry!



## Contact us

Tel: +86-755-8981 8866 Fax: +86-755-8427 6832

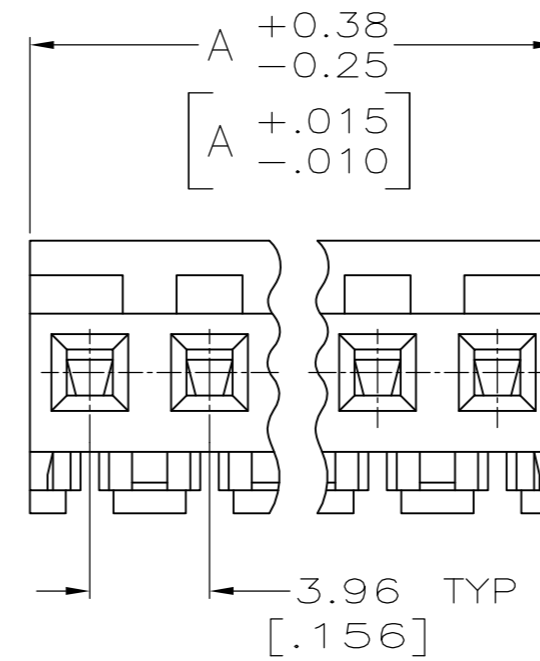
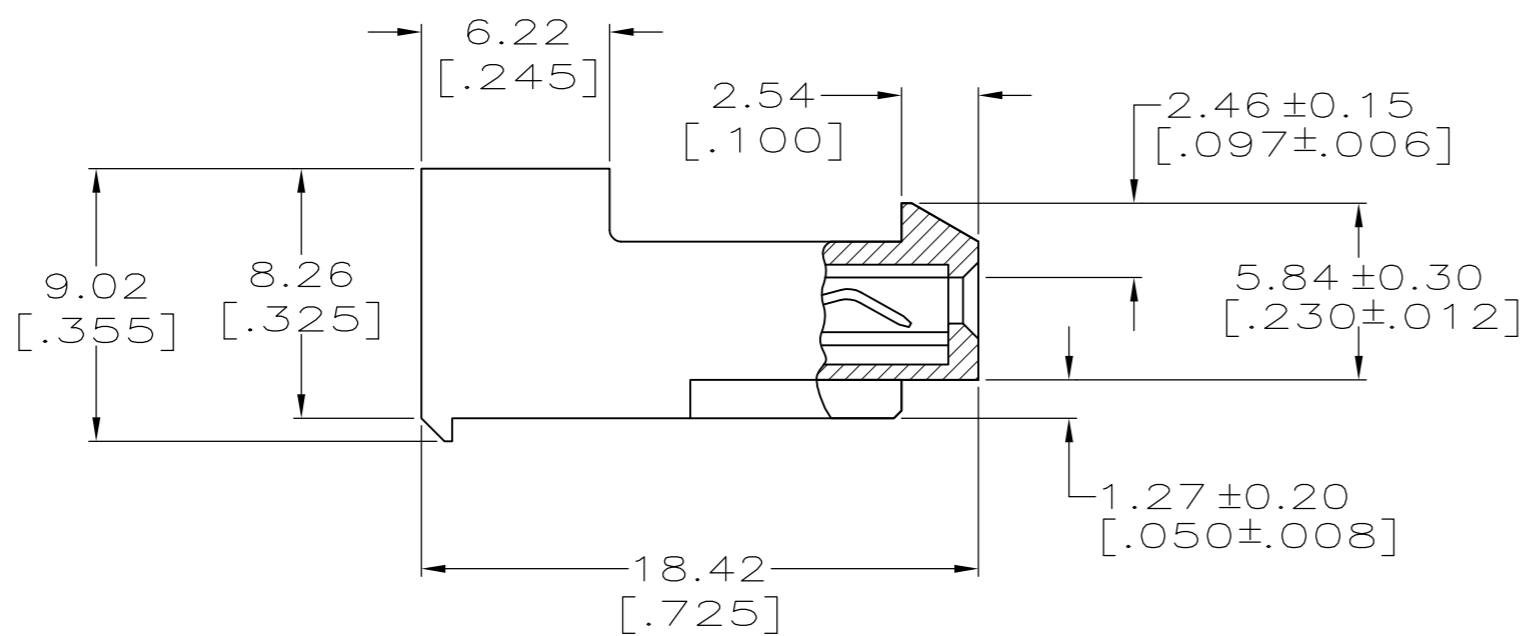
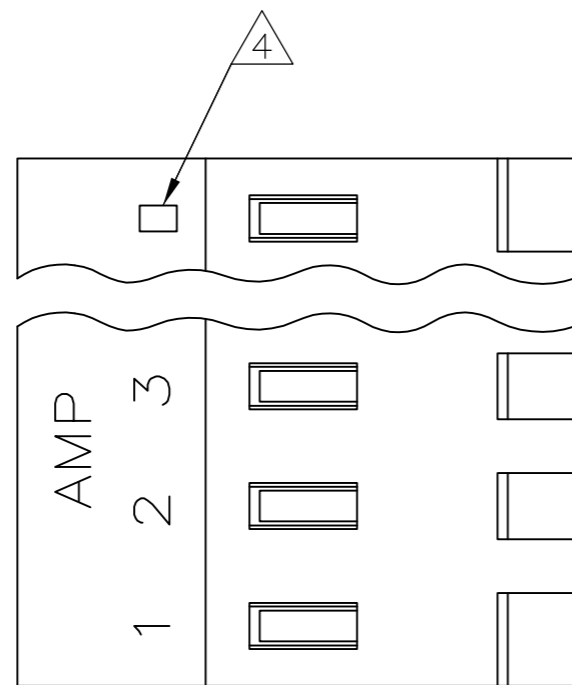
Email & Skype: info@chipsmall.com Web: www.chipsmall.com

Address: A1208, Overseas Decoration Building, #122 Zhenhua RD., Futian, Shenzhen, China



THIS DRAWING IS UNPUBLISHED. RELEASED FOR PUBLICATION  
 © COPYRIGHT - By - ALL RIGHTS RESERVED.

LOC	DIST	REVISIONS					
CM	0	P	LTR	DESCRIPTION	DATE	DWN	APVD
		S		REVISED PER ECO-12-007611	03AUG12	KH	SM

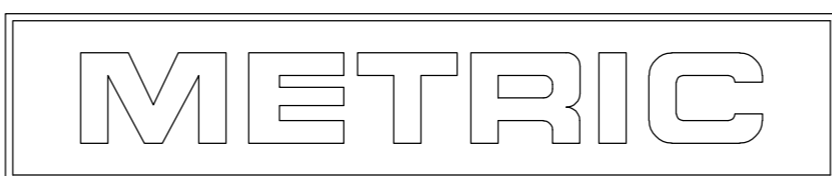


1 MATERIAL:  
 CONNECTOR - NYLON UL94V-2 .  
 CONTACTS - 0.30[.012] THICK COPPER ALLOY.  
 PLATING - 0.00038[.000015] GOLD THK OR 0.00008[.000003] MIN THK GOLD FLASH OVER 0.00030[.000012] THK PALLADIUM NICKEL, PER TE CONNECTIVITY'S DISCRETION, IN CONTACT AREA. 0.00203[.000080] MIN THICKNESS BRIGHT TIN LEAD IN SLOT AREA FOR 641150-2 THRU 2-641150-4 OR MATTE WHISKER MITIGATED TIN IN SLOT AREA FOR 3-641150-2 THRU 5-641150-4 OVER NICKEL UNDERPLATE.

- 2 CONTACTS ACCEPT 22 AWG WIRE WITH 2.41[.095] MAX INSULATION DIAMETER.
- 3 CONTACTS MUST ACCEPT 1.14±0.03[.045±.001] SQUARE POST AND REMAIN LOCKED IN POSITION.
- 4 IDENTIFICATION NUMBER FOR LAST CIRCUIT MAY NOT APPEAR ON ALL ASSEMBLIES.
- 5 DIMENSIONS IN BRACKETS ARE IN INCHES.
- 6 HOUSING FEATURES ARE: CLOSED END WITH LOCKING RAMP.
- 7 RED COLOR STRIPE ON HOUSING (NOT SHOWN) MAY RUN DOWN BETWEEN RIBS
- 8 NOTE DELETED.
- 9 OBSOLETE PARTS: OBSOLETE CIS STREAMLINING PER D.RENAUD/D.SINISI.

CONTACT FINISH	DIM A	NO. OF CIRCUITS	PART NO.
TIN	95.10 [3.744]	24	5-641150-4
TIN	91.14 [3.588]	23	5-641150-3
TIN	87.17 [3.432]	22	5-641150-2
TIN	83.21 [3.276]	21	5-641150-1
TIN	79.25 [3.120]	20	5-641150-0
TIN	75.29 [2.964]	19	4-641150-9
TIN	71.32 [2.808]	18	4-641150-8
TIN	67.36 [2.652]	17	4-641150-7
TIN	63.40 [2.496]	16	4-641150-6
TIN	59.44 [2.340]	15	4-641150-5
TIN	55.47 [2.184]	14	4-641150-4
TIN	51.51 [2.028]	13	4-641150-3
TIN	47.55 [1.872]	12	4-641150-2
TIN	43.59 [1.716]	11	4-641150-1
TIN	39.62 [1.560]	10	4-641150-0
TIN	35.66 [1.404]	9	3-641150-9
TIN	31.70 [1.248]	8	3-641150-8
TIN	27.74 [1.092]	7	3-641150-7
TIN	23.77 [.936]	6	3-641150-6
TIN	19.81 [.780]	5	3-641150-5
TIN	15.85 [.624]	4	3-641150-4
TIN	11.89 [.468]	3	3-641150-3
TIN	7.92 [.312]	2	3-641150-2
TIN-LEAD	95.10 [3.744]	24	2-641150-4
TIN-LEAD	91.14 [3.588]	23	2-641150-3
TIN-LEAD	87.17 [3.432]	22	2-641150-2
TIN-LEAD	83.21 [3.276]	21	2-641150-1
TIN-LEAD	79.25 [3.120]	20	2-641150-0
TIN-LEAD	75.29 [2.964]	19	1-641150-9
TIN-LEAD	71.32 [2.808]	18	1-641150-8
TIN-LEAD	67.36 [2.652]	17	1-641150-7
TIN-LEAD	63.40 [2.496]	16	1-641150-6
TIN-LEAD	59.44 [2.340]	15	1-641150-5
TIN-LEAD	55.47 [2.184]	14	1-641150-4
TIN-LEAD	51.51 [2.028]	13	1-641150-3
TIN-LEAD	47.55 [1.872]	12	1-641150-2
TIN-LEAD	43.59 [1.716]	11	1-641150-1
TIN-LEAD	39.62 [1.560]	10	1-641150-0
TIN-LEAD	35.66 [1.404]	9	641150-9
TIN-LEAD	31.70 [1.248]	8	641150-8
TIN-LEAD	27.74 [1.092]	7	641150-7
TIN-LEAD	23.77 [.936]	6	641150-6
TIN-LEAD	19.81 [.780]	5	641150-5
TIN-LEAD	15.85 [.624]	4	641150-4
TIN-LEAD	11.89 [.468]	3	641150-3
TIN-LEAD	7.92 [.312]	2	641150-2

SUPERSEDED  
 9  
 SUPERSEDED  
 9



THIS DRAWING IS A CONTROLLED DOCUMENT. DWN B. LEWIS 2-12-91  
 CHK R. SWING 2-12-91  
 APVD -  
 PRODUCT SPEC 108-1051  
 APPLICATION SPEC 114-1020  
 MATERIAL 1  
 FINISH -  
 WEIGHT -  
 CUSTOMER DRAWING

TE Connectivity  
 MTA-156 CONNECTOR ASSEMBLY,  
 22 AWG, STANDARD

SIZE A2 CAGE CODE 00779 DRAWING NO. 641150 RESTRICTED TO -  
 SCALE 4:1 SHEET 1 OF 1 REV S