



Chipsmall Limited consists of a professional team with an average of over 10 year of expertise in the distribution of electronic components. Based in Hongkong, we have already established firm and mutual-benefit business relationships with customers from,Europe,America and south Asia,supplying obsolete and hard-to-find components to meet their specific needs.

With the principle of “Quality Parts,Customers Priority,Honest Operation,and Considerate Service”,our business mainly focus on the distribution of electronic components. Line cards we deal with include Microchip,ALPS,ROHM,Xilinx,Pulse,ON,Everlight and Freescale. Main products comprise IC,Modules,Potentiometer,IC Socket,Relay,Connector.Our parts cover such applications as commercial,industrial, and automotives areas.

We are looking forward to setting up business relationship with you and hope to provide you with the best service and solution. Let us make a better world for our industry!



Contact us

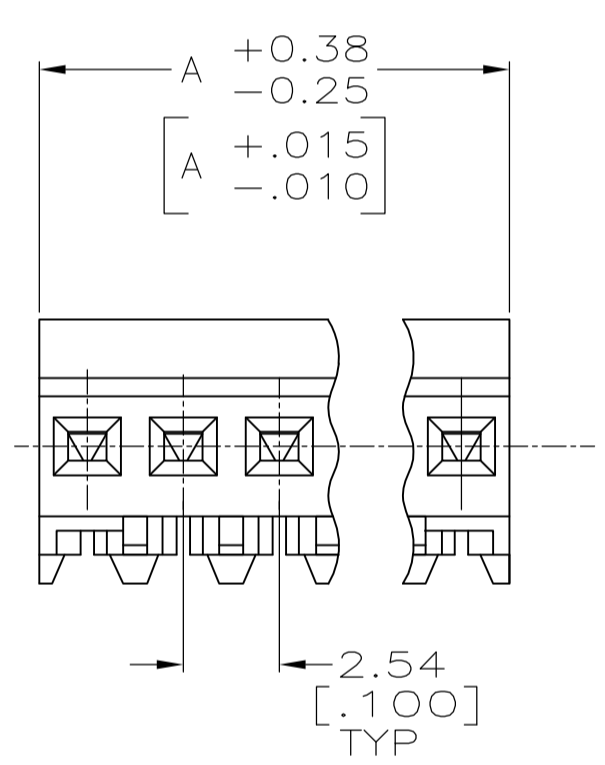
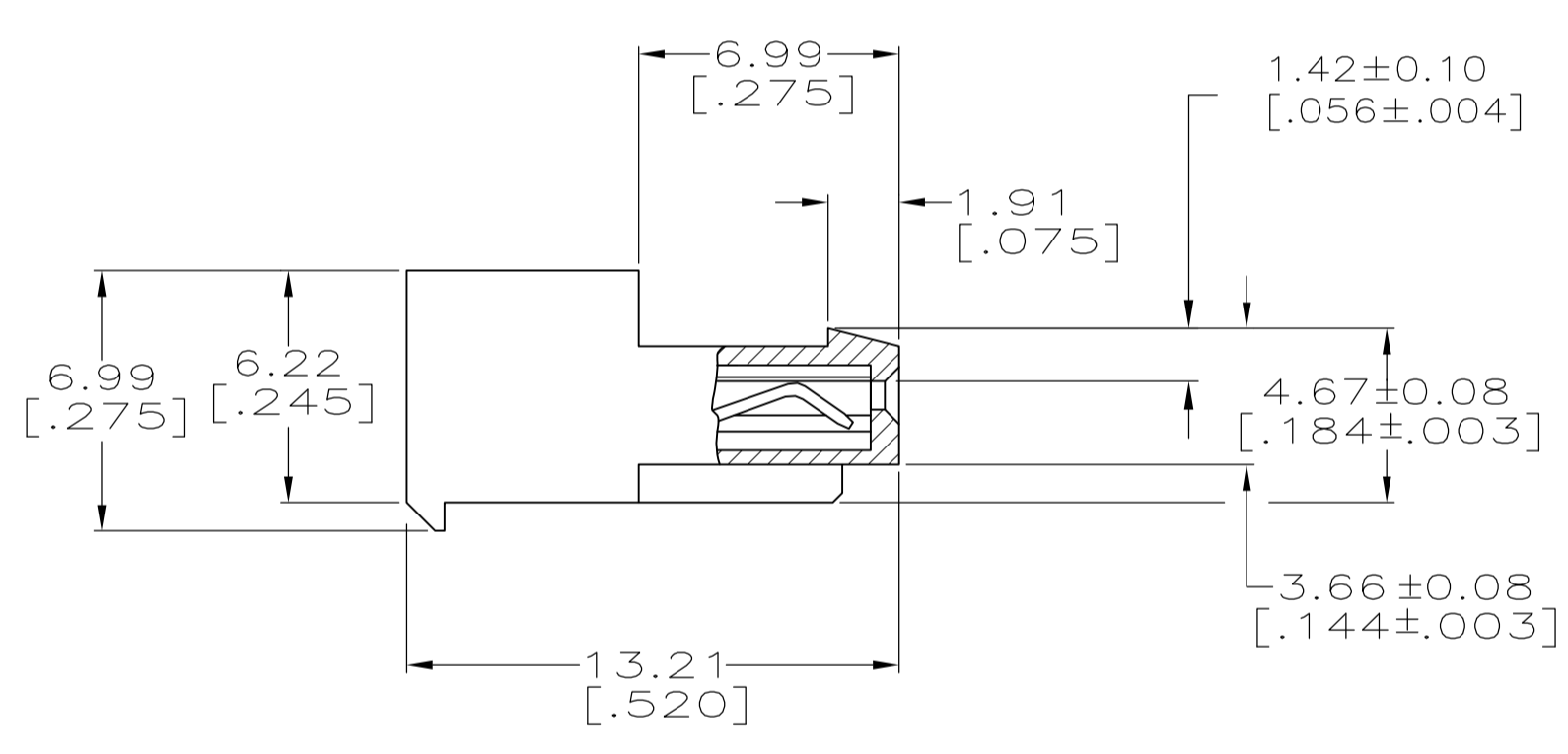
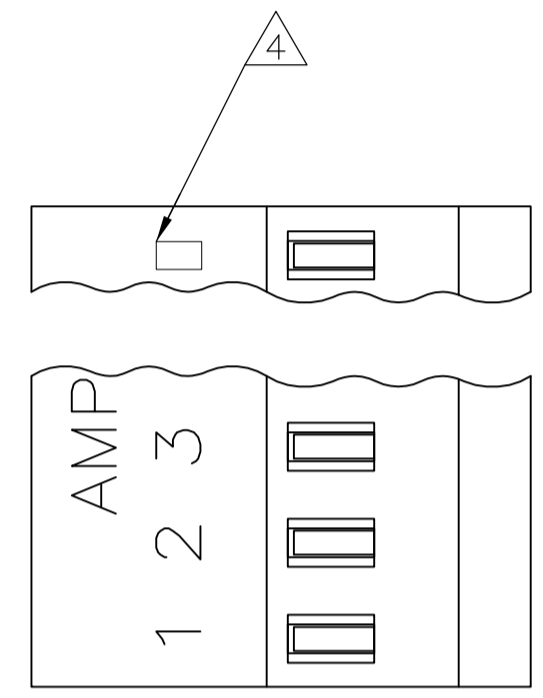
Tel: +86-755-8981 8866 Fax: +86-755-8427 6832

Email & Skype: info@chipsmall.com Web: www.chipsmall.com

Address: A1208, Overseas Decoration Building, #122 Zhenhua RD., Futian, Shenzhen, China



- 1 MATERIAL: CONNECTOR-NYLON UL94V-2.
CONTACTS-0.30 [.012] THICK COPPER ALLOY
0.00076 [.000030] GOLD OR 0.00076[.000030]
TOTAL GOLD FLASH OVER PALLADIUM NICKEL,
PER TE CONNECTIVITY'S DISCRETION, IN CONTACT
AREA WITH BRIGHT TIN-LEAD FOR 641239-2 THRU
2-641239-8, MATTE WHISKER MITIGATED TIN
FOR 3-641239-2 THRU 5-641239-8 OVER
NICKEL UNDERPLATE.
- 2 CONTACTS ACCEPT 26 AWG WIRE WITH 1.52 [.060] MAX INSULATION DIAMETER.
- 3 CONTACTS MUST ACCEPT 0.64±0.03 [.025±.001] SQUARE
POST AND REMAIN LOCKED IN POSITION.
- 4 IDENTIFICATION NUMBER FOR LAST CIRCUIT MAY NOT APPEAR ON ALL ASSEMBLIES.
- 5 DIMENSIONS IN BRACKETS ARE IN INCHES.
- 6 HOUSING FEATURES ARE: CLOSED END WITH LOCKING RAMP.
- 7 OBSOLETE PARTS: OBSOLETE CIS STREAMLINING PER D.RENAUD/D.SINIS
- 8 BLUE COLOR STRIPE ON HOUSING MAY RUN DOWN BETWEEN RIBS.



71.12 [2.800]	28	5-641239-8
66.04 [2.600]	27	5-641239-7
63.50 [2.500]	26	5-641239-6
63.50 [2.500]	25	5-641239-5
60.96 [2.400]	24	5-641239-4
58.42 [2.300]	23	5-641239-3
55.88 [2.200]	22	5-641239-2
53.34 [2.100]	21	5-641239-1
50.80 [2.000]	20	5-641239-0
48.26 [1.900]	19	4-641239-9
45.72 [1.800]	18	4-641239-8
43.18 [1.700]	17	4-641239-7
40.64 [1.600]	16	4-641239-6
38.10 [1.500]	15	4-641239-5
35.56 [1.400]	14	4-641239-4
33.02 [1.300]	13	4-641239-3
30.48 [1.200]	12	4-641239-2
27.94 [1.100]	11	4-641239-1
25.40 [1.000]	10	4-641239-0
22.86 [.900]	9	3-641239-9
20.32 [.800]	8	3-641239-8
17.78 [.700]	7	3-641239-7
15.24 [.600]	6	3-641239-6
12.70 [.500]	5	3-641239-5
10.16 [.400]	4	3-641239-4
7.62 [.300]	3	3-641239-3
5.08 [.200]	2	3-641239-2
DIM A	NO.OF POSN	ASSEMBLY

71.12 [2.800]	28	2-641239-8
66.04 [2.600]	27	2-641239-7
63.50 [2.500]	26	2-641239-6
63.50 [2.500]	25	2-641239-5
60.96 [2.400]	24	2-641239-4
58.42 [2.300]	23	2-641239-3
55.88 [2.200]	22	2-641239-2
53.34 [2.100]	21	2-641239-1
50.80 [2.000]	20	2-641239-0
48.26 [1.900]	19	1-641239-9
45.72 [1.800]	18	1-641239-8
43.18 [1.700]	17	1-641239-7
40.64 [1.600]	16	1-641239-6
38.10 [1.500]	15	1-641239-5
35.56 [1.400]	14	1-641239-4
33.02 [1.300]	13	1-641239-3
30.48 [1.200]	12	1-641239-2
27.94 [1.100]	11	1-641239-1
25.40 [1.000]	10	1-641239-0
22.86 [.900]	9	641239-9
20.32 [.800]	8	641239-8
17.78 [.700]	7	641239-7
15.24 [.600]	6	641239-6
12.70 [.500]	5	641239-5
10.16 [.400]	4	641239-4
7.62 [.300]	3	641239-3
5.08 [.200]	2	641239-2
DIM A	NO.OF POSN	ASSEMBLY

CONTAINS LEAD

THIS DRAWING IS A CONTROLLED DOCUMENT.

DIMENSIONS: mm [INCHES]	TOLERANCES UNLESS OTHERWISE SPECIFIED:	DIN S. HOOVER 20-DEC-2004	TE Connectivity
0 PLC ±	±	CIK: D. ROSSI 20-DEC-2004	APVD: D. ROSSI 20-DEC-2004
1 PLC ±	±	NAME: MTA .100 CONNECTOR ASSEMBLY	
2 PLC ±	± 0.13 [.005]	26 AWG, STANDARD	
3 PLC ±	±	PRODUCT SPEC: 108-1050	
4 PLC ±	±	APPLICATION SPEC: 114-1019	
ANGLES ±	±	SIZE: A1	CAGE CODE: 00779
MATERIAL: 1	FINISH: 1	WEIGHT: 641239	DRAWING NO: 641239
CUSTOMER DRAWING		SCALE: 5:1	SHEET 1 OF 1

