



Chipsmall Limited consists of a professional team with an average of over 10 year of expertise in the distribution of electronic components. Based in Hongkong, we have already established firm and mutual-benefit business relationships with customers from,Europe,America and south Asia,supplying obsolete and hard-to-find components to meet their specific needs.

With the principle of “Quality Parts,Customers Priority,Honest Operation,and Considerate Service”,our business mainly focus on the distribution of electronic components. Line cards we deal with include Microchip,ALPS,ROHM,Xilinx,Pulse,ON,Everlight and Freescale. Main products comprise IC,Modules,Potentiometer,IC Socket,Relay,Connector.Our parts cover such applications as commercial,industrial, and automotives areas.

We are looking forward to setting up business relationship with you and hope to provide you with the best service and solution. Let us make a better world for our industry!



Contact us

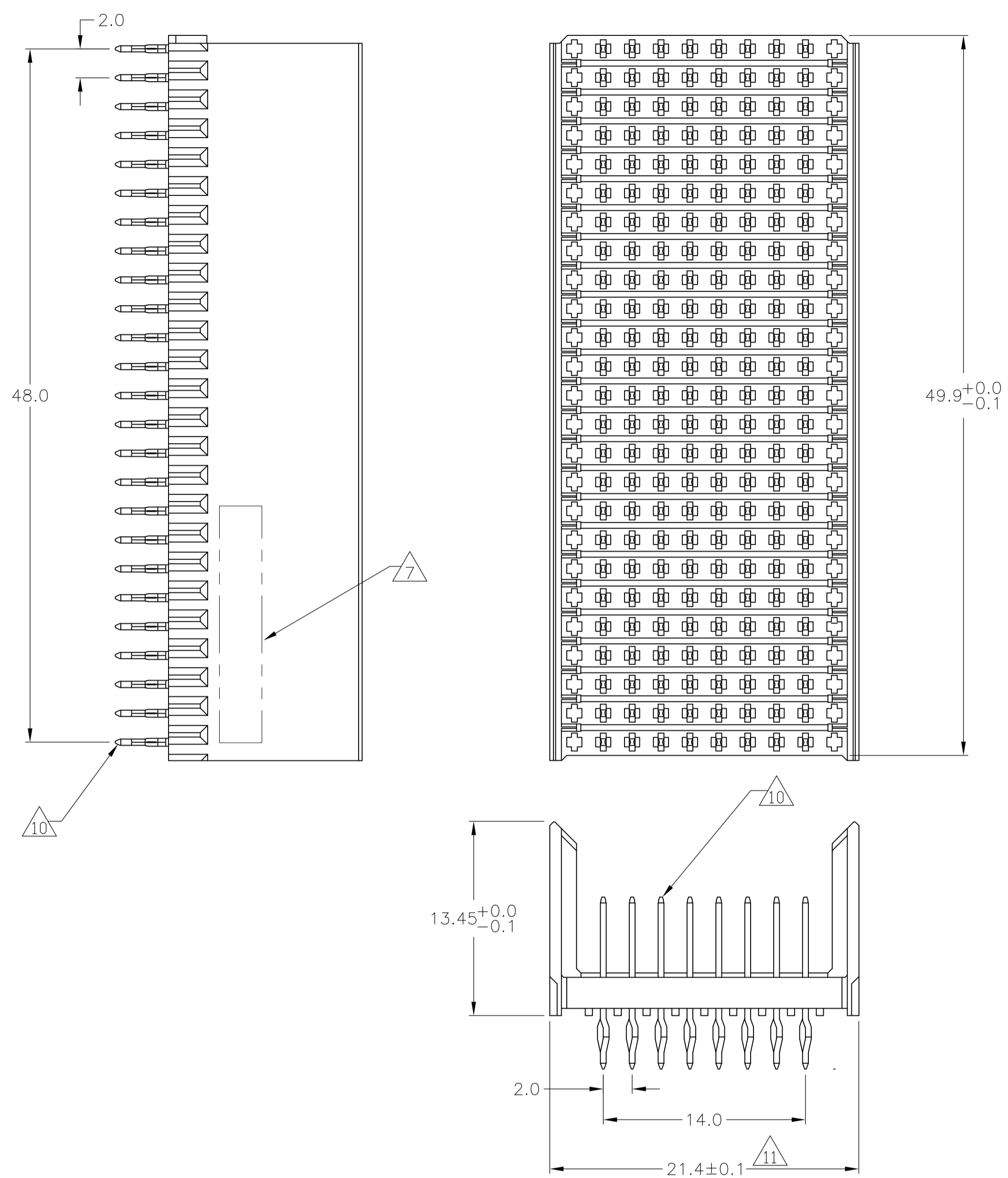
Tel: +86-755-8981 8866 Fax: +86-755-8427 6832

Email & Skype: info@chipsmall.com Web: www.chipsmall.com

Address: A1208, Overseas Decoration Building, #122 Zhenhua RD., Futian, Shenzhen, China

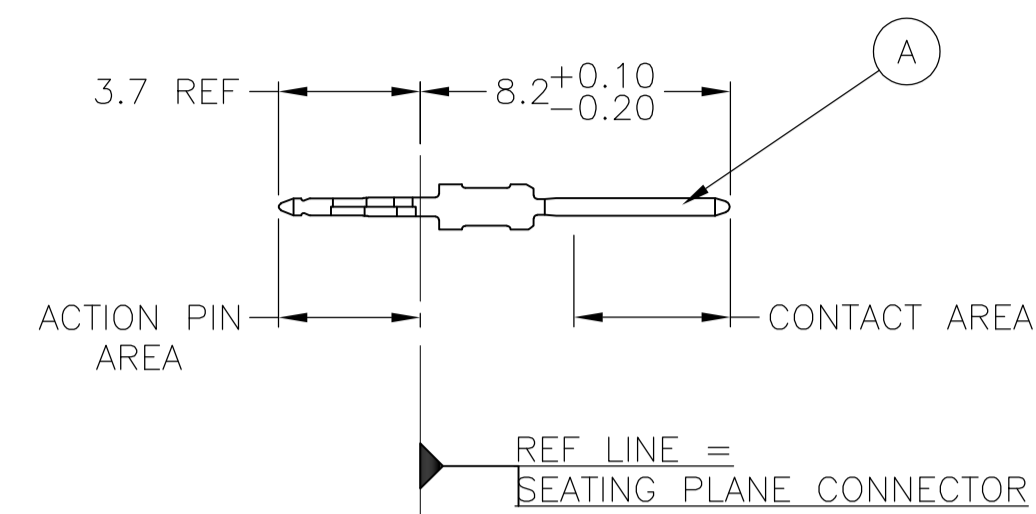


CONNECTOR ASSEMBLY EXAMPLARY LOADED



CONTACT DIMENSIONS

SCALE 5:1




CONTACT LAYOUT

	z	a	b	c	d	e	f	g	h	i
1	A	A	A	A	A	A	A	A		
2	A	A	A	A	A	A	A	A		
3	A	A	A	A	A	A	A	A		
4	A	A	A	A	A	A	A	A		
5	A	A	A	A	A	A	A	A		
6	A	A	A	A	A	A	A	A		
7	A	A	A	A	A	A	A	A		
8	A	A	A	A	A	A	A	A		
9	A	A	A	A	A	A	A	A		
10	A	A	A	A	A	A	A	A		
11	A	A	A	A	A	A	A	A		
12	A	A	A	A	A	A	A	A		
13	A	A	A	A	A	A	A	A		
14	A	A	A	A	A	A	A	A		
15	A	A	A	A	A	A	A	A		
16	A	A	A	A	A	A	A	A		
17	A	A	A	A	A	A	A	A		
18	A	A	A	A	A	A	A	A		
19	A	A	A	A	A	A	A	A		
20	A	A	A	A	A	A	A	A		
21	A	A	A	A	A	A	A	A		
22	A	A	A	A	A	A	A	A		
23	A	A	A	A	A	A	A	A		
24	A	A	A	A	A	A	A	A		
25	A	A	A	A	A	A	A	A		

RECOMMENDED PCB-HOLE LAYOUT COMPONENT SIDE SHOWN

PLATED THRU HOLES PARAMETERS

REFERENCE APPLICATION SPECIFICATION



DBSOLETE	FINISH	PART NUMBER
2 3 13		3-646347-0
2 6 12		1-646347-9
2 5 12		646347-9
2 4		646347-4
2 3		646347-1

THIS DRAWING IS A CONTROLLED DOCUMENT.

DIMENSIONS: mm	TOLERANCES UNLESS OTHERWISE SPECIFIED:	DIN B. CARBO 08DEC04	APPROVED G. SKIPPER 08DEC04	Tyco Electronics Corporation Harrisburg, PA, 17105-3608
0-PLC ±	1-PLC ±0.1	08DEC04	NAME G. SKIPPER	MALE ASSEMBLY, Z-PACK 2mm HM TYPE E
2-PLC ±	3-PLC ±		APPLICATION SPEC	SIZE CAGE CODE DRAWING NO. A1 00779 C=646347
4-PLC ±	ANGLES		WEIGHT	RESTRICTED TO
MATERIAL 1	FINISH SEE TABLE		CUSTOMER DRAWING	SCALE 4:1 SHEET 1 OF 2 REV E

LOC		DIST		REVISIONS				
P	LTR	DESCRIPTION	DATE	DN	APVD			
AD	00	SEE SHEET 1	-	-	-			

- 1 MATERIAL:
CONTACT: PHOSPHOR BRONZE.
HOUSING: GLASS-FILLED POLYESTER.
- 2 GENERAL PLATING SPECIFICATION: UNDERPLATING
(ENTIRE CONTACT): 1.27µm MIN NICKEL AND ACTION
PIN: 0.5µm MIN TIN\LEAD.
FOR PLATING OF MATING SURFACES SEE APPLICABLE
SPECIFICATION REFERENCE FOR EACH DASH NUMBER.
- 3 CONFORMS TO ALL TESTING ACCORDING TO IEC 61076-4-101
PERFORMANCE LEVEL 2.
- 4 CONFORMS TO ALL TESTING ACCORDING TO IEC 61076-4-101
PERFORMANCE LEVEL 1.
- 5 CONNECTOR TESTED AND QUALIFIED AGAINST TELCORDIA GR-1217-CORE QUALITY LEVEL 3,
CENTRAL OFFICE APPLICATIONS.
- 6 CONNECTOR TESTED AND QUALIFIED AGAINST TELCORDIA GR-1217-CORE QUALITY LEVEL 3,
UNCONTROLLED ENVIROMENT APPLICATIONS.
- 7 CONNECTOR MARKED WITH PART NUMBER AND DATE CODE.
ADDITIONAL CHARACTERS OR MARKINGS, AS WELL AS THE LOCATION OF THE MARKINGS,
MAY BE ADDED FOR TRACEABILITY BASED UPON MANUFACTURERS DISCRETION.
- 8 PLATED-THROUGH HOLES AT 2x2mm SQUARE GRID
PATTERN DEFINED BY CONTACT LAYOUT.
- 9 FOR ACTUAL PIN LOADING SEE "CONTACT LAYOUT".
- 10 FOR ACTUAL PIN DIMENSIONS SEE "CONTACT DIMENSIONS".
- 11 TO BE MEASURED AT BOTTOM OF SHROUD.
- 12 CONNECTOR LUBRICATED WITH BELCORE APPROVED LUBRICANT,
TECHNICAL REFERENCE: TR-NWT-001217 ISSUE 1, SEP 1992.
- 13 0.76µm MIN GOLD PLATING AT MATING SURFACES.

THIS DRAWING IS A CONTROLLED DOCUMENT.		DIN E CARBO	08DEC04	Tyco Electronics Corporation Harrisburg, PA, 17105-3608	
DIMENSIONS: mm		CIK G SKIPPER	08DEC04	NAME MALE ASSEMBLY, Z-PACK 2mm HM TYPE E	
TOLERANCES UNLESS OTHERWISE SPECIFIED: 0-PLC ± 1-PLC ±0.1 2-PLC ± 3-PLC ± 4-PLC ± ANGLES ±		APVD G SKIPPER	08DEC04	PRODUCT SPEC	
MATERIAL SEE SHEET 1		APPLICATION SPEC		SIZE A1	CAGE CODE 00779
FINISH SEE SHEET 1		WEIGHT		DRAWING NO 646347	RESTRICTED TO
CUSTOMER DRAWING			SCALE 4:1	SHEET 2	OF 2